

## Embrace

Public spaces

An offering designed to gracefully meet the demands of high traffic areas, utilizing familiar elements to create modern classics and timeless designs. Streamlined exposed wood details and simple stitch patterns lend refined sophistication offering comfort and style.

Classic designs refined for modern applications. Well considered furniture created by interior designers to meet the demands of interior designers.





Embrace open arm lounge and occasional tables



Embrace closed arm lounge and occasional table



Embrace wood trim lounge, bench and occasional table

# Embrace

## Features


- European beech trimmed upholstered arms
- Tight cushion
- Upholstered seat and back
- Polished aluminum cast legs
- Wall-saver legs
- Tack-in non-marring glide
- Stationary arms standard without arm caps

## Options

- Option of bumper rail
- European beech wood arm caps
- Multiple fabric applications
- Various finish options available

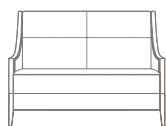
## Full product information

View or download the online price list for complete specification information and statement of line.



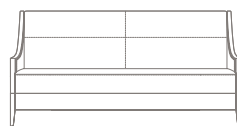
Chair

**EFC1010-1** - Wood trim arms  
**EFC1011-1** - Upholstered arms  
w30" d31" h42"



Settee

**EFC1010-2** - Wood trim arms  
**EFC1011-2** - Upholstered arms  
w57" d31" h42"



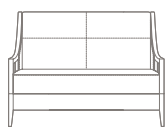
Sofa

**EFC1010-3** - Wood trim arms  
**EFC1011-3** - Upholstered arms  
w84" d31" h42"



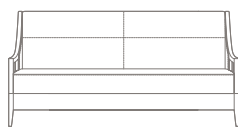
Chair, open arms

**EFC1012-1**  
w30" d31" h42"



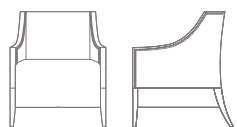
Settee, open arms

**EFC1012-2**  
w57" d31" h42"




Sofa, open arms

**EFC1012-3**  
w84" d31" h42"




Chair

**EFC1020-1** - Wood trim arms  
**EFC1021-1** - Upholstered arms  
w30" d31" h36"



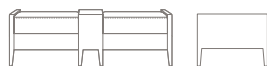
Settee

**EFC1020-2** - Wood trim arms  
**EFC1021-2** - Upholstered arms  
w57" d31" h36"



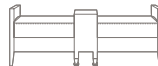
Sofa

**EFC1020-3** Wood trim arms  
**EFC1021-3** Upholstered arms  
w84" d31" h36"



Bench with fixed table

**EFC1051**  
w60" d24" h19"



Bench with sliding table

**EFC1052**  
w60" d28" h24.5"



Bench with bolsters

**EFC1059**  
w60" d24" h24"



Round end table

**EFC108-18RD**  
w18" d18" h23"



Round end table

**EFC108-24RD**  
w24" d24" h23"



Square end table

**EFC108-24SQ**  
w24" d24" h23"



Round cocktail table

**EFC108-32RD**  
w32" d32" h18"



Rectangle console table

**EFC108-18X60**  
w60" d18" h36"



This collaboration between Iris Dates and Linda Porter Bishop brought together many years of extensive healthcare experience. The pair created several pieces balancing elegance and functionality, basing their approach on the belief that furniture and space itself can comfort and heal.

Research with medical staff allowed them to build in practical, intuitive details like wall protection, bumper-rails and cleanouts. While each designer has been recognized for their individual accomplishments, the designs they created together have received worldwide accreditation and awards.