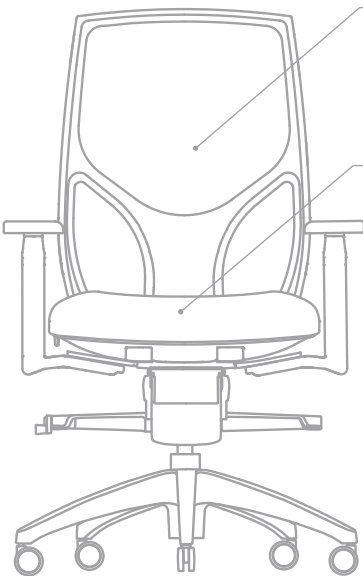


FEATURES



RATCHET BACK HEIGHT ADJUSTMENT,
uncommon for a mesh back design, offers
users the ability to raise or lower the
backrest for the greatest comfort.

HIGH RESILIENT MOLDED FOAM SEAT.

STANDARD SEAT SLIDER

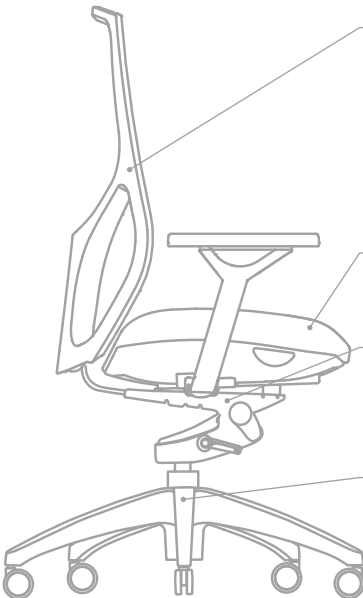
A seat slider to adjust seat depth is
included with all controls.

ARM OPTIONS INCLUDE

A8 adjustable arms, A6 multi-adjustable
pivot/swivel arms, A40 adjustable arms and
A41 multi-adjustable arms. A10 Cantilever
arms available as a fixed option.

FIXED HEIGHT CONFERENCE ARMS

are available for Vault.



VAULT'S ERGONOMIC DESIGN

and sleek look make it a great choice for
conference or office applications. High
quality woven tension mesh conforms to
the user's back, following every move with
support, including the lumbar region.

WATERFALL SEAT FRONT

promotes circulation and good health.

NEW K2 ENHANCED KNEE-TILT CONTROL

with side tension adjustment and three
position lock.

DURABLE BLACK NYLON BASE

for a long, trouble-free service life with
cast aluminum bases available.






vault

VAULT GOES
BEYOND THE EXPECTED.



STATEMENT OF LINE

	 RATCHET BACK 1460	 RATCHET BACK WITH HEADREST 1480	 STOOL 1466 (1468)
OVERALL WIDTH	24.5 - 26.0	24.5 - 26.0	24.5 - 26.0
OVERALL DEPTH	25.0	25.0	25.0
OVERALL HEIGHT	39.5 - 46.5	39.5 - 46.5	49.0 - 62.5 (45.0 - 55.5)
SEAT WIDTH	20.0	20.0	20.0
SEAT DEPTH	16.0 - 18.5	16.0 - 18.5	16.0 - 18.5
SEAT HEIGHT	17.5 - 22.0	17.5 - 22.0	27.0 - 37.0 (22.0 - 30.0)
BACK WIDTH	18.5	18.5	18.5
BACK HEIGHT	23.0 - 25.5	23.0 - 25.5	23.0 - 25.5
COM	0.8 yds	0.8 yds	0.8 yds
WEIGHT	39.0 lbs	39.0 lbs	45.0 lbs (44.0 lbs)

All dimensions are in inches

ADJUSTABLE ARM OPTIONS



A40
2-WAY ADJUSTABLE ARM



A41
6-WAY ADJUSTABLE ARM



A8B/S
2-WAY ADJUSTABLE



A9B/S
4-WAY ADJUSTABLE



A6
6-WAY ADJUSTABLE



A7
8-WAY ADJUSTABLE

CAST ALUMINUM BASES

Optional on all Vault models.



BA10B (BLACK)
HIGH PROFILE ALUMINUM BASE



BA10S (SILVER)
HIGH PROFILE ALUMINUM BASE



BA10P (POLISHED)
HIGH PROFILE ALUMINUM BASE

MESH COLOR OPTIONS

for back and seat.



M21 BLACK



M22 GRAY



M23 WHITE



M24 GREEN



M25 RED



M26 BLUE



M27 ORANGE



M28 AQUA

ADDITIONAL OPTIONS



RATCHET ADJUSTMENT
STANDARD



A10
CANTILEVER ARM

CONTROL AVAILABILITY

	Y1	Y3	K2
1460	•	•	•
1480	•	•	•
1466/1468	•		



3211 Jack Northrop Ave.
Hawthorne, CA 90250

PHONE

888.925.SEAT

FAX

866.925.SEAT

EMAIL

sales@9to5seating.com

9to5seating.com



CHOOSE FROM OVER 1,000 TEXTILES

offered by Designtex, Momentum, Maharam, Ultra Fabrics, and the 9to5 Signature® Collection. In the rare case we don't have what you're looking for, we'll upholster your chair in any fabric provided to us!

LIFETIME WARRANTY

on all structural and mechanical components. Mesh, fabric, and foam are warranted against wear through and deterioration for five years.

QUICK SHIP!

Strata All Mesh ships as fast as 5 Business Days in M01 Mesh.

