

KEILHAUER

Gym











Gym

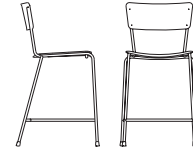
Designed by Andrew Jones



Optional ganging mechanism




4501
W 20.5" D 22" H 32" SH 18"



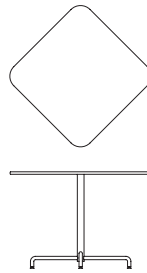
4502
W 21.5" D 22" H 39" SH 25"



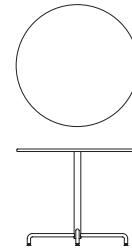
4511
W 20.5" D 22" H 32" SH 18"



4503
W 21.5" D 22" H 42.5" SH 28.5"



4531
W 32" D 32" H 29.5"



4538
DIAM. 36" H 29.5"