

Respons





772 HIGH BACK, SYNCRO-TILT, CASTERS, PNEUMATIC HEIGHT ADJUSTMENT, UPHOLSTERED OPEN ARM

862 MEDIUM BACK, SYNCRO-TILT, CASTERS, PNEUMATIC HEIGHT ADJUSTMENT, UPHOLSTERED OPEN ARM

COVER IMAGE, L TO R **872** HIGH BACK, SYNCRO-TILT, CASTERS, PNEUMATIC HEIGHT ADJUSTMENT, UPHOLSTERED OPEN ARM

765 MEDIUM BACK, SYNCRO-TILT, CASTERS, PNEUMATIC HEIGHT ADJUSTMENT, URETHANE ARM



865 MEDIUM BACK, SYNCRO-TILT, CASTERS, PNEUMATIC HEIGHT ADJUSTMENT, URETHANE ARM
775 HIGH BACK, SYNCRO-TILT, CASTERS, PNEUMATIC HEIGHT ADJUSTMENT, URETHANE ARM



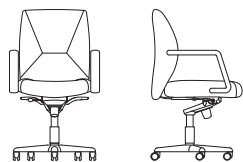
762 MEDIUM BACK, SYNCRO-TILT, CASTERS, PNEUMATIC HEIGHT ADJUSTMENT, UPHOLSTERED OPEN ARM



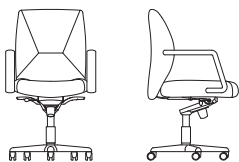
868 MEDIUM BACK, SYNCRO-TILT, CASTERS, PNEUMATIC HEIGHT ADJUSTMENT, FULLY UPHOLSTERED CLOSED ARM

Respons

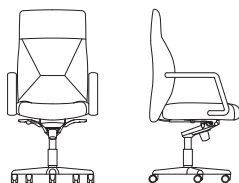
Designed by Christen Sorensen



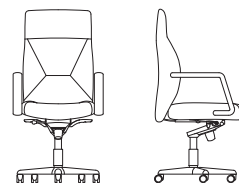
762
Medium back, syncro-tilt, casters,
pneumatic height adjustment,
upholstered open arm
W 24" D 25.25" H 38–41.75"
SH 18.5–22.25" AH 25.25–29"



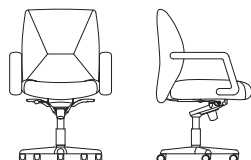
765
Medium back, syncro-tilt, casters,
pneumatic height adjustment,
urethane arm
W 24" D 25.25" H 38–41.75"
SH 18.5–22.25" AH 25.25–29"



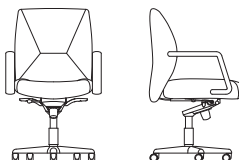
772
High back, syncro-tilt, casters,
pneumatic height adjustment,
upholstered open arm
W 24" D 25" H 44–48"
SH 18–22" AH 25–29"



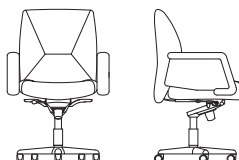
775
High back, syncro-tilt, casters,
pneumatic height adjustment,
urethane arm
W 24" D 25" H 44–48"
SH 18–22" AH 25–29"



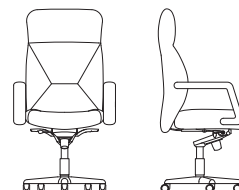
862
Medium back, syncro-tilt, casters,
pneumatic height adjustment,
upholstered open arm
W 26" D 26.5" H 39–42.75"
SH 17.75–22.5" AH 25.75–29.5"



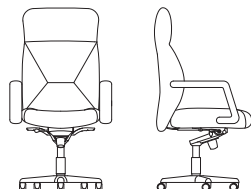
865
Medium back, syncro-tilt, casters,
pneumatic height adjustment,
urethane arm
W 26" D 26.5" H 39–42.75"
SH 17.75–22.5" AH 25.75–29.5"



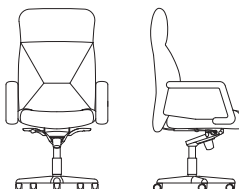
868
Medium back, syncro-tilt, casters,
pneumatic height adjustment,
fully upholstered closed arm
W 26" D 26.5" H 39–42.75"
SH 17.75–22.5" AH 25.75–29.5"



872
High back, syncro-tilt, casters,
pneumatic height adjustment,
upholstered open arm
W 27" D 26" H 45.25–49"
SH 19–22.75" AH 25.75–29.5"



875
High back, syncro-tilt, casters,
pneumatic height adjustment,
urethane arm
W 27" D 25" H 44–49"
SH 19–22.75" AH 24–29"



878
High back, syncro-tilt, casters,
pneumatic height adjustment,
fully upholstered closed arm
W 27" D 25" H 44–49"
SH 19–22.75" AH 24–29"

Due to the constant evolution of, and additions to, product lines,
Keilhauer encourages reference to www.keilhauer.com.