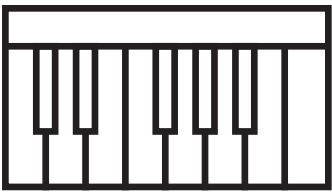


# RUSS

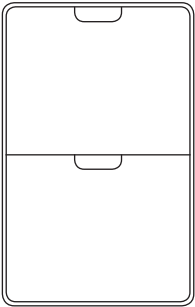
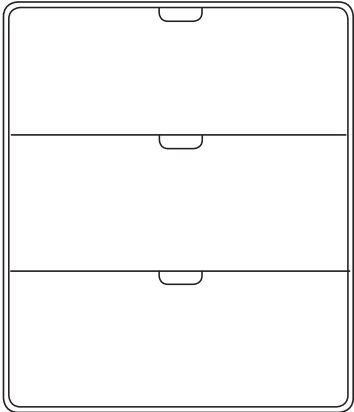

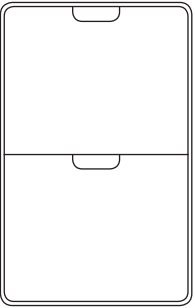
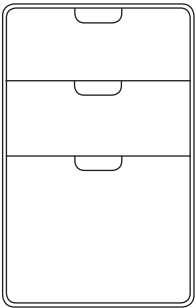
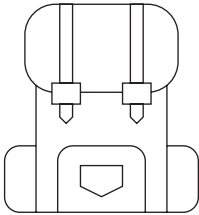
When you're ready for something smooth,  
turn the corner and you'll find Russ.



# RUSS

Russ is no square. No matter which size you choose, its rounded corners keep you rolling in style wherever it goes.

- Peds are available in 27<sup>3/4</sup>" height and, 12" or 16" widths to accommodate your storage needs.
- The Laterals are available in 37<sup>3/4</sup>" height and 36" wide, with three lateral drawers.
- 20<sup>1/8</sup>" depth works with a variety of work surfaces.
- Peds equipped with two 12" files, or two 6" drawers and one 12" file.

PED WIDTH		LATERAL WIDTH	PED AND LATERAL DEPTH
 12", 16" Width		 30" Width	 20 <sup>1/8</sup> " Depth
PED DRAWER CONFIGURATIONS		RUSS CAN FIT...	
 Two File Drawers (12" Height)		 Two Drawers (6" Height) One File Drawer (12" Height)	
		 Backpacks	

# RUSS WORKSHEET

For each step, choose your option and write the corresponding code in the grey box at the right. If you plan to choose custom colors or materials, please contact your rep instead of completing this sheet.

1

DIMENSIONS

Select the width of your mobile ped, and your preferred drawer configuration, or a lateral file. Write the corresponding code and price in the grey boxes.

PED DRAWER CONFIGURATION	CODE	LIST PRICE
27 <sup>3</sup> / <sub>4</sub> " x 12" x 20 <sup>1</sup> / <sub>8</sub> ", Two, 12" Files	2712	\$685.19
27 <sup>3</sup> / <sub>4</sub> " x 12" x 20 <sup>1</sup> / <sub>8</sub> ", Two, 6" Box Drawer, One 12" File	27122	\$737.16
27 <sup>3</sup> / <sub>4</sub> " x 16" x 20 <sup>1</sup> / <sub>8</sub> ", Two, 12" Files	2716	\$828.80
27 <sup>3</sup> / <sub>4</sub> " x 16" x 20 <sup>1</sup> / <sub>8</sub> ", Two, 6" Box Drawer, One 12" File	27162	\$893.78
LATERAL FILE	CODE	LIST PRICE
37 <sup>3</sup> / <sub>4</sub> " x 30" x 20 <sup>1</sup> / <sub>8</sub> ", Three Drawer Lateral	3730	\$1,429.12
	A	
	CODE	
	B	
	\$	

2

COLOR

Mobile peds can be finished in 22 standard colors, including a clear coat that lets the natural material show through. Pick your favorite and write the code in the grey box.

COLOR	CODE
Red	M1
Orange	M2
Yellow	M3
Blue	M4
Green	M5
Inter Red	M6
Safety Orange	M7
Western Tan	M8
Slate Blue	M9
Forest Green	M10
Dark Brown	M11
Graphite	M12
Sandstone	M13
Light Tan	M14
Clear	M15
Black	M16
Astro Grey	M17
Arctic White	M18
Frame Grey	M19
Platinum Grey	M20
Champagne Metallic	M21
Battleship Grey	M22
	C
	CODE

ITEM NUMBER	NAME	A	C
	RU		

To complete your order, please transfer the codes from your worksheet to this section.

TOTAL

B

x

QUANTITY

=

GRAND TOTAL

\$