


NUCRAFT

Flow





FLOW TABLE A broad palette of material and base options allow Flow to satisfy a full range of aesthetic and price point options. Stone, glass, wood or laminate tops can be paired with base styles offered in wood, metal and paint. Above: **144"x48" rectangle table with hoop base** shown in Marron Walnut and polished chrome. Cover: **84"x48" rectangle table with hoop base** shown in white satin backpainted glass and polished chrome.

Designed by Joey Ruiters



a



b



c




d




e



f



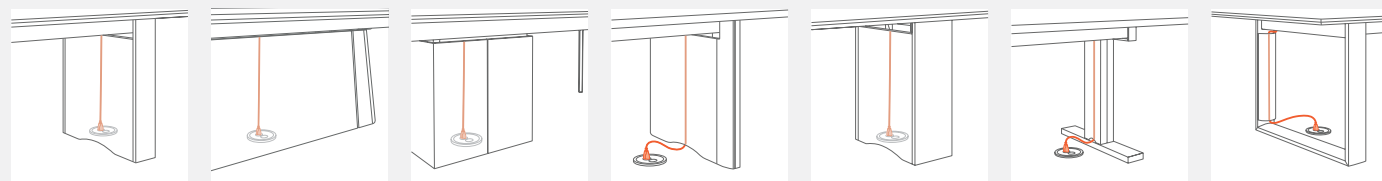
g



h



i



3 Rectangle base

Island base

Four post center base


Panel base

Column base




T-base

Hoop base

FLOW TABLE BASE, SHAPES AND WIRE MANAGEMENT Available in five shapes: rectangle, round, boat, sightline and radius rectangle. Bases available in rectangle, expandable rectangle, four post, panel, hoop, T-base, column (stone top only), cylinder (round only), island and metal X-base (round only). Base materials offered in veneer, powder coat and polished chrome. Above, all shown in Marron Walnut, except where noted: **a.** 48" round table, metal X-base shown in Designer White solid surface and Foil powder coat | **b.** 120" rectangle table, hoop base shown in polished chrome | **c.** 96" boat table, panel base | **d.** 96" rectangle table, rectangle base | **e.** 120" rectangle table, column base shown in Bianco Carrara stone and Cloud paint | **f.** 72" rectangle table, T-base shown in polished chrome | **g.** 120" radius rectangle table, island base | **h.** 120" rectangle table, four post base shown in clear anodized metal | **i.** 60" round table, cylinder base shown in Designer White solid surface. Each base type neatly manages cables to floor cores, and has a wire management option shown in details to left.



FLOW TABLE SIZES In lengths from 72" to 240", and widths from 36" to 72", Flow tables can address a wide range of application needs. A variety of power and data connection options offer functional, aesthetic and pricing scalability. Above, all shown in Zinc Walnut: a. 72" rectangle table, rectangle base | b. 144" rectangle table, rectangle base | c. 240" rectangle table, expandable rectangle base. **EDGE DETAILS** Right page: d. veneer edge | e. glass edge | f. laminate with hardwood edge | g. laminate with reverse flow edge | h. laminate with square edge | i. stone edge.





FLOW ROUND TABLES Available with round tops and two base styles. Seated and standing heights available in veneer, laminate, glass, stone and solid surface. Above:
a. 48" round table, cylinder base shown in Natural Paldao | b. 48" round table, metal X-base shown in Clove glass and polished chrome | c. 36" round café height table, metal X-base shown in Urban Planked Oak laminate, Shale ABS and Burnished powder coat | d. 60" round table, cylinder base shown in Linen Quartz stone and Oak Linea | e. 90" wall-hung credenza shown in Quill satin backpainted glass, Otter Walnut and Oyster paint.



FLOW CREDENZA BASES Available as a case only or one of four metal leg styles: inset, edge-mounted, cradle and blade. Base materials offered in powder coat or polished chrome. Above: **a.** 90"x36" credenza with cradle base shown in Bianco Carrara stone, Storm paint and polished chrome | **b.** 72"x29" credenza with blade base shown in Oak Linea and black powder coat | **c.** 72"x24" credenza with inset base shown in Marron Walnut and black powder coat | **d.** 72"x24" credenza with edge-mounted base shown in Marron Walnut and black powder coat | **e.** 72"x24" credenza with case base shown in Marron Walnut and black powder coat.




a




b



c



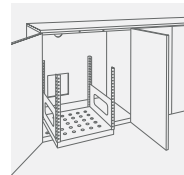
d



e



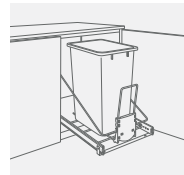
f



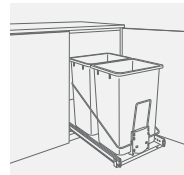
11 Sliding equipment rack



Top drawers

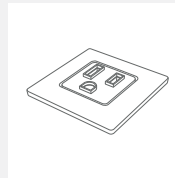


Single trash/recycling unit

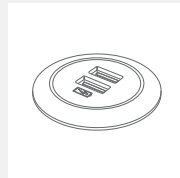


Double trash/recycling unit

FLOW CREDENZAS Available in four heights: wall-hung, low, conference or buffet, and four lengths: 36", 54", 72" or 90". Top material options include: veneer, stone, glass, solid surface or laminate. Case materials are offered in veneer or paint, and door styles are available in vertical or horizontal veneer, Plank, Chevron, or painted and veneer door combinations. Base style is offered as a case only or one of four metal leg styles: inset, edge-mounted, cradle and blade. Base materials offered in powder coat or polished chrome. Additional options include: a sliding equipment rack, pull-out top drawers and single or double trash/recycling unit(s). Above: **a. 72"x24" credenza with blade base** shown in Otter Walnut chevron and polished chrome | **b. 36"x36" credenza with edge-mounted base** shown in Zinc Walnut, Burnished paint and Shadow powder coat | **c. 90"x29" credenza with inset base** shown in Walnut plank and black powder coat | **d. 90"x36" credenza with case base** shown in white satin backpainted glass, Otter Walnut, Cloud paint and Walnut Linea | **e. 72"x29" credenza with case base** shown in Quill satin backpainted glass and Natural Walnut horizontal | **f. 54"x24" credenza with cradle base** shown in Bramble Rift Cut Oak and polished chrome.

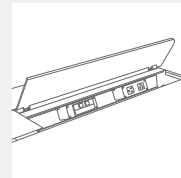


13 Power Spec—Square

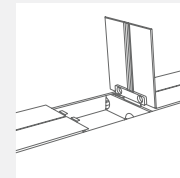


USB Spec—Round

FLOW POWER OPTIONS Available in both table top and undersurface mount. Table top options include Power Matrix, Tech Node, Power Spec and USB Spec. Undersurface options include Perimeter Power, Power Rail and Charging Trac. Above, all shown on Walnut Linea: **a. Square USB Spec** shown in black and polished chrome | **b. Charging Trac** shown in Storm powder coat | **c. Round Power Spec** shown in white and polished chrome | **d. Power Rail** shown in Foil powder coat | **e. Tech Node with bluetooth** shown in black anodized metal | **f. Power Matrix Small with USB option** shown in clear anodized metal.



Power and data blocks



Storage module

FLOW XT WITH POWER ISLAND Available in lengths from 96" to 240". Power Island access doors are available in metal or glass. Table tops are available in veneer and premium veneer. Above: 144" XT rectangle table with Power Island shown in Natural Paldao with Clove glass doors.

