



rs

oly reception stations


coriander   
DESIGNS



## oly reception

A great fit for an executive reception area with plenty of work space and ample storage. Featuring clean lines and a bold geometric solid surface transaction top. Perfect for high traffic areas, solid surface is durable and non porous for easy cleaning. It has a pleasing modern aesthetic while providing space for efficient uncluttered workspace; Oly Reception is a flexible solution to fulfill the requirements of any space.





## oly single reception

Oly Single Reception stations are designed to help you inform visitors with plenty of room for way finding or your logo. Start with the single desk and add components that can be tailored to support whatever your technology, work process, and staffing needs. Not only will an Oly Reception Station make a positive statement about your company, but the care and construction will keep generating these impressions for years to come.






## oly multireception

Increase interaction and collaboration with Oly multi reception in an open floor plan. Configure each station to be sleek and functional with a multitude of sizes and options, while maximizing the efficiency of any space. Utilizing soft close euro lift hinges on the overhead doors to make a space saving impact. Create a sense of community and fun with a connected work environment. Oly Reception Stations are offered in your choice of engineered veneers, most of which are FSC certified, or high quality textured wood grain laminates.







## oly curvedreception

A sweeping curved reception combined with the durability of a solid surface transaction top is ideal for high traffic areas. Make a clean modern statement as clients enter your office. Curved reception sections are 42 inches high with transaction top or 30 inches high without, each quarter round section is 45 inches wide.

\*Back lit logos are not available on curved solid surface transaction tops





## custom reception

Oly is just the beginning of what we can create for you. No matter how big or small your reception area is, we will work with you to make the perfect reception station to meet your space requirements, storage needs and budget. Create the perfect design impression for your office.



# Finishes for Oly Reception Stations

Please Specify When Ordering



## Wood Finishes

zebra wood



walnut



quartered maple



rift white oak



quartered cherry



vg fir



mahogany



wenge



## Laminate Finishes

teak




cherry




ebony




midnight echo



bamboo



rio



pine




cypress




## Solid Surface Finishes


arctic white \*



storm granite



bone \*




mocha granite



madeira mist



armadillo



galaxy mist



navajo mist



\*Available for Back Lit Logo

## Options

-DP5 Pulls



-P7 Power/Data Module



-GBLK Black -GBC Chrome



back lit logo transaction top



-DP9 Pulls

