

WORKSMITH





#9112-367229 Glass Top Table with Wood Legs and #9120-48-F-IND Open Cabinet. Shown with Melina Executive and Guest Chairs by Encore.



Cast metal shoulder with textured matte black finish is a hallmark on all tables.

WORKSMITH

Designed to support the makerspace movement and its influence across businesses, schools and healthcare facilities, WorkSmith is comprised of artisan-style objects that add a more human element to spaces. Pieces work together or independently to create a place where people with shared interests can gather to work on products while sharing ideas, equipment and knowledge.



#9110-M-428429-SE-PB3-S Planked Top Table with Metal Legs, #9105-72-SW Planked Bench and #9102-91SP Stools with Upholstered Seat Pad



#9110-M-367242-SW Planked Top Tables with Metal Legs, #9104 Stools, #9125 Cart, #9121-48-TOP and #9122-48-C-BOT Stacked Cabinets as well as #9131-U-W Horizontal Easel





#9120-48-C-IND, #9121-48-TOP, #9122-48-C-BOT and #9122-48-C-IND Cabinets

WORKSMITH

Created to inspire collaboration through the physical making of things, WorkSmith sets the tone for designing tangible solutions using a hands-on approach. In many ways, it is an adverse reaction to the hyper-digital world we live in and brings us back to a simpler time where materiality, tactility and building things was what launched new innovations.



#9110-489642-SE-PP4 Planked Top Table with Wood Legs, #9103-91SP Backless Stools with Seat Pads, #9125 Cart and #9130-G-G Magnetic Glass Vertical Easel

MULTI-PURPOSE TABLES / ACCESSORIES















#9125 Cart, Laminate Top and #9131-U-U Horizontal Easel

On The Cover: Collection includes meeting tables, stools, cabinets, easels and a mobile cart, all presented in a variety of sizes, finishes, options and more.

PRODUCT SPECIFICATIONS

Manufactured in Ash wood species. Tables offered in 29", 36" and 42" heights, in various lengths and widths. Planked tops available in solid wood, veneer and laminate options, in all standard and custom finishes. Non-planked and clear glass top styles also offered. Legs presented in solid Ash wood or cast metal, with integrated cast metal shoulder and adjustable glides for leveling purposes. Technology options for top surface placement available on all sizes, excluding glass top models. Stools are presented in two heights, both of which can be adjusted to reach optimum seated levels. Accompanying benches are 16" wide and

offered in three lengths: 48", 60" and 72". Cart features three storage compartments, convenient handle and all-black solid rubber tires for mobility ease. Cabinets are available with or without doors, as well as open on all sides and can be double-stacked for additional storage requirements. Mobile easels offered in both vertical and horizontal styles and feature integrated channel for storage. Material options include whiteboard, upholstered with tackable surface or magnetic back-painted white glass, in any combination.

 <p>#9110-326029-SW Planked Top, Wood Legs W 32 x L 60 x H 29</p>	 <p>#9112-367229 Glass Top, Wood Legs W 36 x L 72 x H 29</p>	 <p>#9110-M-367242-SW Planked Top, Metal Legs W 36 x L 72 x H 42</p>	 <p>#9110-489642-SE-PP4 Planked Top, Wood Legs W 48 x L 96 x H 42</p>	 <p>#9105-72-SW Planked Seat Bench W 16 x L 72 x H 17</p>	 <p>#9125 Cart W 62 x D 30 x H 41³/₄</p>
 <p>#9104 24"-30" Height Stool with Back W 20 x D 20 x H 34¹/₂-40¹/₂</p>	 <p>#9101-91SP 18"-24" Height Stool Backless W 20 x D 20 x H 18-24</p>	 <p>#9130-G-G Vertical Easel Magnetic Glass W 53 x D 25¹/₂ x H 80</p>	 <p>#9131-U-U Horizontal Easel Upholstered W 65¹/₂ x D 25¹/₂ x H 72</p>	 <p>#9122-48-C-IND Closed Cabinet, Casters W 48 x D 22 x H 41¹/₂</p>	 <p>#9120-48-F-IND Open Cabinet, Fixed Legs W 48 x D 22 x H 41¹/₂</p>

DESIGNED BY RAINLIGHT

