

DAVIS®

Q6 Price List

Designed by Jonathan Prestwich

Effective January 1, 2023

Updated January 17, 2023



Q6 Lounge Series

Specifications	2-3
Images	4
Veneer Finishes	5
FENIX™ / Standard Laminates ...	6
Powder Coat Finishes	7
Configurations	8

SEATING

Q6-100	9
Q6-120	9
Q6-122	10
Q6-125	10
Q6-130	11
Q6-135	11
Q6-140	12
Q6-145	12
Q6-150	13
Q6-155	13
Q6-160	14
Q6-170	15
Q6-180	15

OTTOMANS

Q6-200	16
Q6-210	16
Q6-220	16
Q6-230	17
Q6-240	17

TABLES*

Q6-301	18*
Q6-302	18*
Q6-303	19*
Q6-304	19*
Q6-305	20*
Q6-306	20*
Q6-307	20*
Q6-308	21
Q6-309	21
Q6-310	22*
Q6-320	22*
Q6-330	23*
Q6-340	23*
Q6-350	24*
Q6-360	24*
Q6-370	25*
Q6-380	25*
Q6-315	26*
Q6-335	26*
Q6-365	27*
Q6-375	27*
Q6-385	28*

TABLES (CONT.)*

Q6-400	29*
Q6-401	29*
Q6-405	30*

COUNTER HEIGHT

Q6-500	31*
Q6-501	31*
Q6-502	32*
Q6-503	32*
Q6-504	33*

BAR HEIGHT

Q6-600	34*
Q6-601	34*
Q6-602	35*
Q6-603	35*
Q6-604	36*



BIFMA Compliant,® the commercial furniture industry's registry of standards-conforming products.

* Indicates versions excluded from the BIFMA Compliant program. Please contact DAVIS for more information.

FEATURES

Ganging Connectors

Standard with Connecting and End Units

Frame

Multi-density foam over a plywood frame construction

Glides

Adjustable glides are standard *except* on laptop tables. Laptop tables are standard with felt glides.

Privacy Screens

Constructed with a round tubular steel frame with inner foam core inserts.

Screens are attached to seat base units using supplied steel brackets. Please note brackets cannot be removed from seat base units.

Only solid fabrics may be used on screens.

If a ganging screen is ordered units that are ganged can not be reconfigured because of brackets.

Upholstery

Contrasting welt option offered. Must specify at time of order.

Davis Fabric and Leather Program or COM/COL

FEATURES

Glides

Adjustable glides are standard *except* on laptop tables. Laptop tables are standard with felt glides.

Tables

Table bases are constructed from both aluminum and steel. Base plates are $\frac{5}{16}$ " thick solid steel, cut to match table top shapes. The bases are designed to handle wire management cables. Adjustable glides are supplied

Tops

Veneer - Wood veneer over MDF core – **Laptop Table Tops** are wood veneer over plywood core

Acrylic - Solid 20mm thick, offered in *white only* – **Laptop Table Tops** are solid 12mm thick, offered in *white only*.

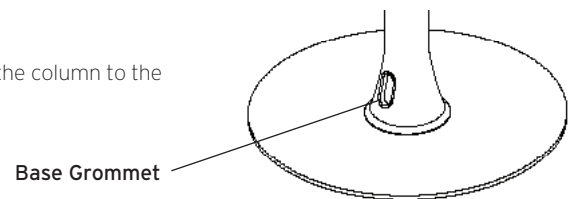
FENIX™ - 0.9mm FENIX™ over MDF core with edge band to match – **Laptop Table Tops** - 0.9mm thick over plywood with plywood edge.

Laminate - Laminate over MDF core. Tops in solid color laminates have matching ABS edge bands. Woodgrain laminates, *Natural Ash, Finnish Oak, Formal Walnut* have matching ABS edge bands. All other woodgrain laminates will be a self edge – **Laptop Table Tops** - Laminate over plywood with plywood edge.

Wire Management

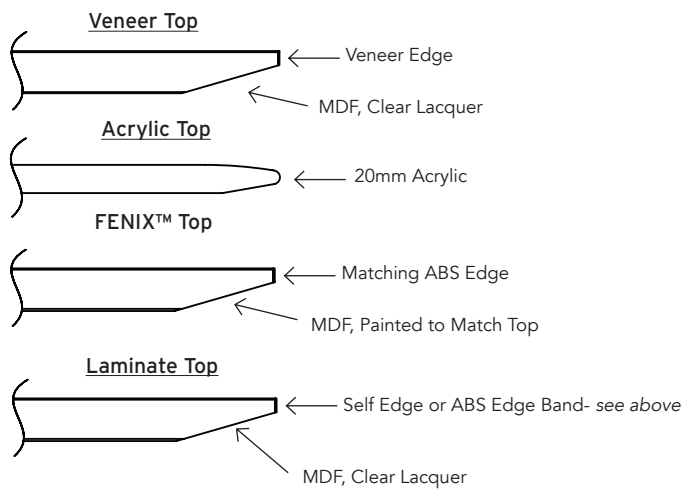
Column and base allow for wires to run from the table top to the bottom of column.

Base Grommet comes standard in tables with electrical to allow wires to run from the column to the power source. Grommet is 1" wide by $2\frac{1}{8}$ " high

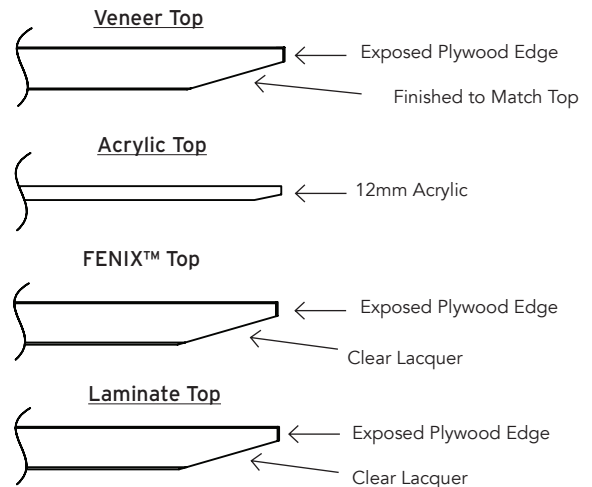


Edge Detail

Table Tops



Laptop Table Tops



SEATING UNITS



Freestanding 120° Backless Bench



Freestanding 120° Backed Bench



Straight and Curved Modular Units with Screens

TABLES



ELECTRICAL UNIT




Q6-10PP-W - Power Surface Unit
Two Power Unit

Ash Veneer



Vanilla Ash



Natural Ash




Sand Ash



Toasted Ash

Oak Veneer



Alabaster
White Oak



Light Oak




Golden Oak




Harvest Oak



Slate Oak



Mineral Grey
Oak




Dark Oak


Walnut Veneer




Clear Walnut




Light Grey
Walnut



Classic Walnut




Mocha Walnut




Midnight
Walnut

FENIX™ Innovative Materials



Bianco Kos




Grigio Efeso



Grigio Antrim



Grigio Bromo




Beige Arizona



Grigio Londra



Blu Fes




Verde Comodoro




Nero Ingo

Standard Laminates


Solids



Brite White
459-58



Classic White
9244-58



Folkstone
927-58



Mouse
928-58




Storm
912-58



Platinum
902-58



Citadel
1097-58



Black
909-58

Woodgrains




White Ash
8841-26




Buff Elm
5793-26



Ashwood Beige
5785-26



Silver Riftwood
6413-26



Natural Ash
8843-26



Finnish Oak
118-26



Formal Walnut
5782-26



Nut Brown Cherry
5790-26



Graphite Elm
5796-26

Powder Coats

Neutral Powder Coats



-01 Matte White -02 Light Grey -03 Mid Grey -04 Steel -05 Matte Black

Pearl Powder Coats



-20 Matte Silver -21 Light Anthracite -22 Anthracite -23 Champagne -24 Light Bronze -25 Bronze

Fenix Powder Coats - *color matched to FENIX™*



-40 Grigio Efeso -41 Grigio Antrim -42 Grigio Bromo -43 Beige Arizona -44 Grigio Londra -45 Blu Fes -46 Verde Comodoro

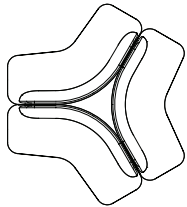
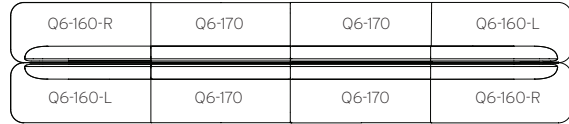
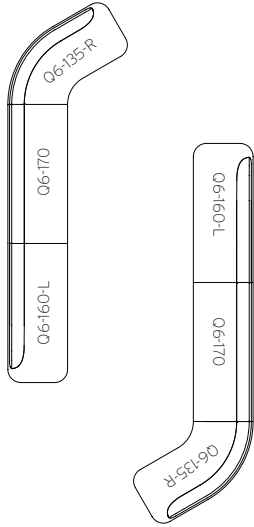
Color Trends Powder Coats



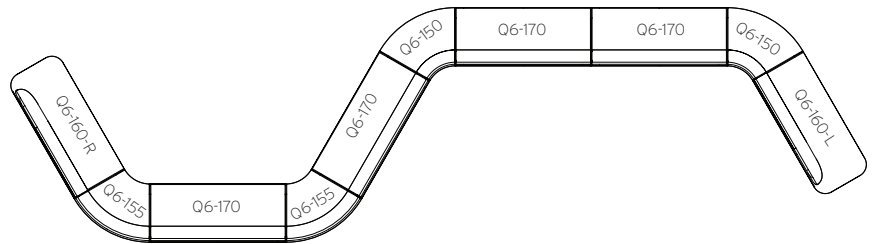
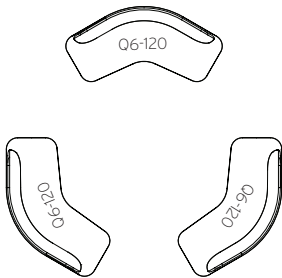
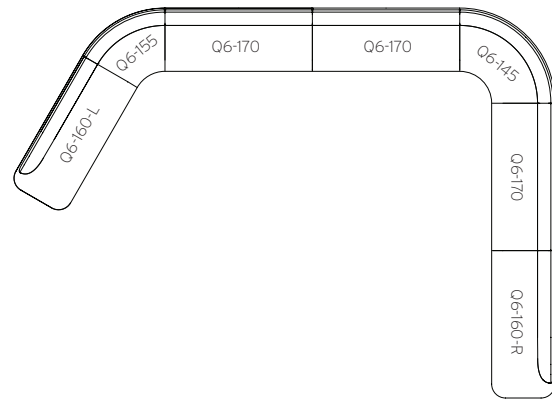
-60 Stone -61 Light Tan -62 Sand -63 Ice -64 Fog -65 Teal -66 Mustard



-67 Light Sage -68 Moss -69 Dark Green -70 Rosa -71 Terracotta -72 Burgundy



Q6-125



FREESTANDING

Q6 Lounge Series

Example: item number **Q6-100** = **Q6-100**

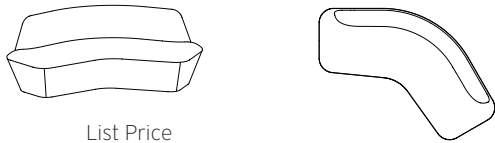
Item	Description	Dimensions	w	inches d	h	Yardage / Square Feet	Shipping Weight
Q6-100	120° Shaped Backless Bench Freestanding	Outside	82 ³ / ₈	39 ³ / ₄	18	6 yds. / 108 sq.ft.	123 lbs.



List Price
Grades
COM/COL

	A	B	C	D	E	F	G	H	I	J	K	L
	4494	4654	4814	4974	5134	5294	5454	5614	5774	5934	6094	6254

Item	Description	Dimensions	w	inches d	h	Yardage / Square Feet	Shipping Weight
Q6-120	120° Shaped Backed Bench Freestanding	Outside	82 ³ / ₈	39 ³ / ₄	30 ¹ / ₈	8 yds. / 144 sq. ft. - Seat/Back Unit	160 lbs.
		Inside	82 ³ / ₈	20	11 ⁷ / ₈	6 yds. / 108 sq. ft - Seat	49 lbs. Screen
		Seat			18	2 ³ / ₄ yds. / 49 ¹ / ₂ sq. ft - Back	
						5 ¹ / ₂ yds. / 99 sq. ft - Screen	

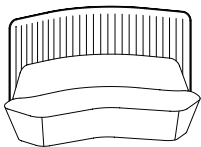


List Price
Grades
COM/COL

	A	B	C	D	E	F	G	H	I	J	K	L
	5943	6154	6365	6576	6787	6998	7209	7420	7631	7842	8053	8264

OPTION	Grades COM/COL	A	B	C	D	E	F	G	H	I	J	K	L
Q6-Screen	2994	3139	3284	3429	3574	3719	3864	4009	4154	4299	4444	4589	4734

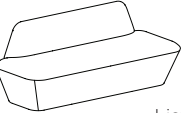
Upholstered Screen - **Only**



Screen height from the floor is 50 ⁵/₈"

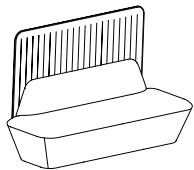
Q6 Lounge Series

Example: item number **Q6-122** = **Q6-122**

Item	Description	Dimensions	w	inches			Yardage / Square Feet	Shipping Weight					
				d	h								
Q6-122 	Straight Backed Bench Freestanding	Outside	78 1/2	28	30 1/8	7 1/4 yds. / 130 1/2 sq.ft. - Seat/Back Unit	160 lbs.						
		Inside	78 1/2	20	11 7/8								
		Seat			18								
								5 1/4 yds. / 94 1/2 sq.ft. - Seat	33 lbs. Screen				
				2 1/4 yds. / 40 1/2 sq.ft. - Back									
						5 yds. / 90 sq.ft. - Screen							
List Price Grades													
COM/COL	A	B	C	D	E	F	G	H	I	J	K	L	
	4650	4846	5042	5238	5434	5630	5826	6022	6218	6414	6610	6806	7002

OPTION	Grades COM/COL	A	B	C	D	E	F	G	H	I	J	K	L
		Q6-Screen	2295	2426	2557	2688	2819	2950	3081	3212	3343	3474	3605

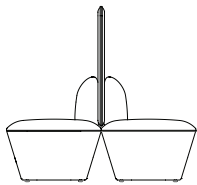
Upholstered Screen for One Sided Connection - **Screen Only**



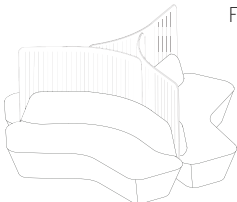
Screen height from the floor is 50 5/8"

OPTION	Grades COM/COL	A	B	C	D	E	F	G	H	I	J	K	L
		Q6-Screen-G	2499	2630	2761	2892	3023	3154	3285	3416	3547	3678	3809

Upholstered Screen for Back to Back Connection - **Screen Only**



Ganging screen allows for two Q6-122 to be ganged together back to back. Units can not be reconfigured.

Item	Description	Dimensions	w	inches			Yardage / Square Feet	Shipping Weight
				d	h			
Q6-125 	Tri Shaped Unit Freestanding	Outside	111	98	50 5/8	24 yds. / 432 sq.ft. - All 3 Units	480 lbs.	
		Inside	82 3/8	20	11 7/8			
		Seat			18			
								17 3/4 yds. / 276 sq.ft. - All 3 Seats
				7 1/2 yds. / 108 - All 3 Backs				
						15 yds. / 270 sq.ft. - All 3 Screens		

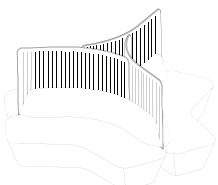
Price below includes all 3 seating units in the same fabric. If contrasting fabrics are needed please call Customer Service.

* Please note that this configuration cannot be ordered without screens.

OPTION	Grades COM/COL	A	B	C	D	E	F	G	H	I	J	K	L
			17189	17822	18455	19088	19721	20354	20987	21620	22253	22886	23519

OPTION	Grades COM/COL	A	B	C	D	E	F	G	H	I	J	K	L
		Q6-Screen	7041	7434	7827	8220	8613	9006	9399	9792	10185	10578	10971

Upholstered Screens - **Only**

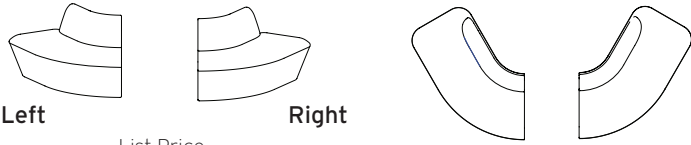


Price above includes all 3 screens in the same fabric.

Q6 Lounge Series

Example: item number **Q6-130-L** = **Q6-130-L**

Item	Description	Dimensions	w	inches			Yardage / Square Feet	Shipping Weight	
				d	h				
Q6-130-L	60° Outside Curve Backed Bench End Unit	Outside	62 1/2	34 7/8	30 1/8	5 1/4 yds. / 94 1/2 sq. ft. - Seat/Back Unit	126 lbs.		
Q6-130-R		Inside	62 1/2	20	11 7/8			4 1/2 yds. / 81 sq. ft. - Seat	26 lbs. Screen
		Seat			18				
					2 3/4 yds. / 49 1/2 sq. ft. - Screen				

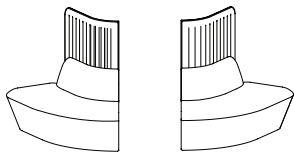


List Price
Grades

COM/COL	A	B	C	D	E	F	G	H	I	J	K	L
3914	4052	4190	4328	4466	4604	4742	4880	5018	5156	5294	5432	5570

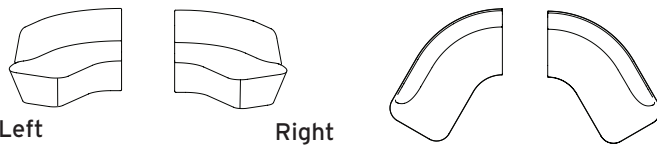
OPTION	COM/COL	A	B	C	D	E	F	G	H	I	J	K	L
Q6-Screen	1794	1867	1940	2013	2086	2159	2232	2305	2378	2451	2524	2597	2670

Upholstered Screen - **Screen Only**



Screen height from the floor is 50 5/8"

Item	Description	Dimensions	w	inches			Yardage / Square Feet	Shipping Weight	
				d	h				
Q6-135-L	60° Inside Curve Backed Bench End Unit	Outside	62 1/2	34 7/8	30 1/8	5 1/4 yds. / 94 1/2 sq. ft. - Seat/Back Unit	133 lbs.		
Q6-135-R		Inside	62 1/2	20	11 7/8			4 1/2 yds. / 81 sq. ft. - Seat	39 lbs. Screen
		Seat			18				
					5 yds. / 90 sq. ft. - Screen				

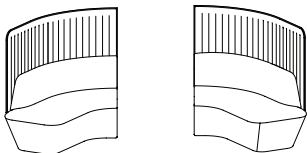


List Price
Grades

COM/COL	A	B	C	D	E	F	G	H	I	J	K	L
4350	4488	4626	4764	4902	5040	5178	5316	5454	5592	5730	5868	6006

OPTION	COM/COL	A	B	C	D	E	F	G	H	I	J	K	L
Q6-Screen	2449	2580	2711	2842	2973	3104	3235	3366	3497	3628	3759	3890	4021

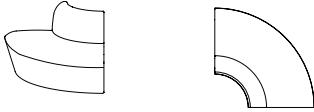
Upholstered Screen - **Screen Only**



Screen height from the floor is 50 5/8"

Example: item number **Q6-140** = **Q6-140**

Item	Description	Dimensions	inches			Yardage / Square Feet	Shipping Weight
			w	d	h		
Q6-140	90° Outer Curve Backed Bench Connector Unit	Outside	58 ³ / ₄	31 ⁵ / ₈	30 ¹ / ₈	4 ¹ / ₂ yds. / 81 sq. ft. - Seat/Back Unit	114 lbs.
		Inside	58 ³ / ₄ / 30	20	11 ⁷ / ₈	4 ¹ / ₄ yds. / 76 ¹ / ₂ sq. ft. - Seat	25 lbs.
		Seat			18	1 ¹ / ₄ yds. / 22 ¹ / ₂ sq. ft. - Back	Screen
						1 ³ / ₄ yds. / 31 ¹ / ₂ sq. ft. - Screen	



List Price

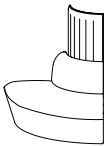
Grades

COM/COL

	A	B	C	D	E	F	G	H	I	J	K	L	
	3505	3629	3753	3877	4001	4125	4249	4373	4497	4621	4745	4869	4993

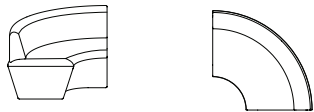
OPTION	Grades												
	COM/COL	A	B	C	D	E	F	G	H	I	J	K	L
Q6-Screen	1497	1541	1585	1629	1673	1717	1761	1805	1849	1893	1937	1981	2025

Upholstered Screen - **Screen Only**



Screen height from the floor is 50 ⁵/₈"

Item	Description	Dimensions	inches			Yardage / Square Feet	Shipping Weight
			w	d	h		
Q6-145	90° Inner Curve Backed Bench Connector Unit	Outside	58 ³ / ₄	31 ⁵ / ₈	30 ¹ / ₈	6 ³ / ₄ yds. / 121 ¹ / ₂ sq. ft. - Seat/Back Unit	122 lbs.
		Inside	49 / 20	20	11 ⁷ / ₈	4 ³ / ₄ yds. / 85 ¹ / ₂ sq. ft. - Seat	39 lbs.
		Seat			18	2 ¹ / ₄ yds. / 40 ¹ / ₂ sq. ft. - Back	Screen
						5 yds. / 90 sq. ft. - Screen	



List Price

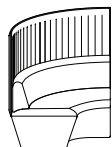
Grades

COM/COL

	A	B	C	D	E	F	G	H	I	J	K	L	
	4006	4180	4354	4528	4702	4876	5050	5224	5398	5572	5746	5920	6094

OPTION	Grades												
	COM/COL	A	B	C	D	E	F	G	H	I	J	K	L
Q6-Screen	2430	2561	2692	2823	2954	3085	3216	3347	3478	3609	3740	3871	4002

Upholstered Screen - **Screen Only**



Screen height from the floor is 50 ⁵/₈"

Q6 Lounge Series

Example: item number **Q6-150** = **Q6-150**

Item	Description	Dimensions	w	inches			Yardage / Square Feet	Shipping Weight
				d	h			
Q6-150	60° Outside Curve Backed Bench Connector Unit	Outside	41	29 1/2	30 1/8	3 1/4 yds. / 58 1/2 sq. ft. - Seat/Back Unit	86 lbs.	
		Inside	41 / 20	20	11 7/8	2 3/4 yds. / 49 1/2 sq. ft. - Seat	22 lbs. Screen	
		Seat			18	1 yds. / 18 sq. ft. - Back		
						1 1/2 yds. / 27 sq. ft. - Screen		

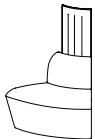


List Price
Grades

COM/COL	A	B	C	D	E	F	G	H	I	J	K	L
2900	2987	3074	3161	3248	3335	3422	3509	3596	3683	3770	3857	3944

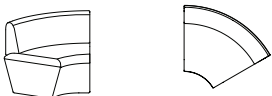
OPTION	Grades												
	COM/COL	A	B	C	D	E	F	G	H	I	J	K	L
Q6-Screen	1301	1338	1375	1412	1449	1486	1523	1560	1597	1634	1671	1708	1745

Upholstered Screen - **Screen Only**



Screen height from the floor is 50 5/8"

Item	Description	Dimensions	w	inches			Yardage / Square Feet	Shipping Weight
				d	h			
Q6-155	60° Inside Curve Backed Bench Connector Unit	Outside	41	29 1/2	30 1/8	3 3/4 yds. / 67 1/2 sq. ft. - Seat/Back Unit	92 lbs.	
		Inside	34 1/2 / 14 1/2	20	11 7/8	3 yds. / 54 sq. ft. - Seat	33 lbs. Screen	
		Seat			18	1 1/4 yds. / 22 1/2 sq. ft. - Back		
						3 1/2 yds. / 63 sq. ft. - Screen		



List Price
Grades

COM/COL	A	B	C	D	E	F	G	H	I	J	K	L
3155	3257	3359	3461	3563	3665	3767	3869	3971	4073	4175	4277	4379

OPTION	Grades												
	COM/COL	A	B	C	D	E	F	G	H	I	J	K	L
Q6-Screen	1880	1967	2054	2141	2228	2315	2402	2489	2576	2663	2750	2837	2924

Upholstered Screen - **Screen Only**

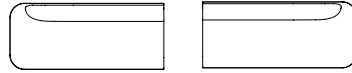
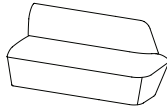
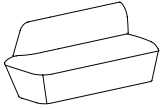


Screen height from the floor is 50 5/8"

Q6 Lounge Series

Example: item number Q6-160-L = Q6-160-L

Item	Description	Dimensions	inches			Yardage / Square Feet	Shipping Weight
			w	d	h		
Q6-160-L	Straight Bench End Unit	Outside	64 1/4	28	30 1/8	7 yds. / 126 sq. ft. - Seat/Back Unit 5 1/2 yds. / 99 sq. ft. - Seat 1 3/4 yds. / 31 1/2 sq. ft. - Back 5 yds. / 90 sq. ft. - Screen	141 lbs. 30 lbs. Screen
Q6-160-R		Inside	64 1/4	20	11 7/8		
		Seat			18		



Left

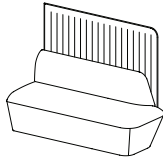

Right

List Price
Grades

COM/COL	A	B	C	D	E	F	G	H	I	J	K	L
4498	4680	4862	5044	5226	5408	5590	5772	5954	6136	6318	6500	6682

OPTION	COM/COL	A	B	C	D	E	F	G	H	I	J	K	L
Q6-Screen	2323	2454	2585	2716	2847	2978	3109	3240	3371	3502	3633	3764	3895

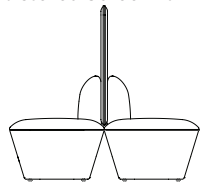
Upholstered Screen for One Sided Connection - **Screen Only**



Screen height from the floor is 50 5/8"

OPTION	COM/COL	A	B	C	D	E	F	G	H	I	J	K	L
Q6-Screen-G	2526	2657	2788	2919	3050	3181	3312	3443	3574	3705	3836	3967	4098


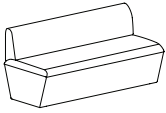
Upholstered Screen for Back to Back Connection - **Screen Only**



Ganging screen allows for two Q6-160-L or 160-R to be ganged together back to back. Units can not be reconfigured.

Example: item number **Q6-180** = **Q6-180**

Item	Description	Dimensions	w	inches			Yardage / Square Feet	Shipping Weight
				d	h			
Q6-170	Straight Bench Connector Unit	Outside	64 ⁷ / ₈	28	30 ¹ / ₈	7 ³ / ₄ yds. / 139 ¹ / ₂ sq. ft. - Seat/Back Unit	141 lbs.	
		Inside	64 ⁷ / ₈	20	11 ⁷ / ₈		30 lbs.	
		Seat			18		Screen	
							5 yds. / 90 sq. ft. - Screen	

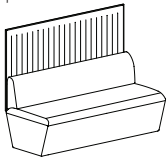


List Price
Grades
COM/COL

	A	B	C	D	E	F	G	H	I	J	K	L
4311	4514	4717	4920	5123	5326	5529	5732	5935	6138	6341	6544	6747

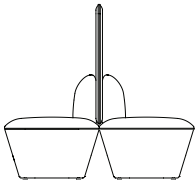
OPTION	Grades COM/COL	A	B	C	D	E	F	G	H	I	J	K	L
Q6-Screen	2343	2474	2605	2736	2867	2998	3129	3260	3391	3522	3653	3784	3915

Upholstered Screen for One Sided Connection - **Screen Only**



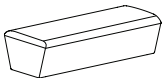
OPTION	Grades COM/COL	A	B	C	D	E	F	G	H	I	J	K	L
Q6-Screen-G	2548	2679	2810	2941	3072	3203	3334	3465	3596	3727	3858	3989	4120

Upholstered Screen for Back to Back Connection - **Screen Only**



Ganging screen allows for two Q6-170 to be ganged together back to back. Units can not be reconfigured.

Item	Description	Dimensions	w	inches			Yardage / Square Feet	Shipping Weight
				d	h			
Q6-180	Straight Backless Bench Connector Unit	Outside	64 ⁷ / ₈	28	18	5 ¹ / ₂ yds. / 99 sq. ft.	110 lbs.	



List Price
Grades
COM/COL

	A	B	C	D	E	F	G	H	I	J	K	L
3376	3521	3666	3811	3956	4101	4246	4391	4536	4681	4826	4971	5116

OTTOMANS

Q6 Lounge Series

Example: item number **Q6-200** = **Q6-200**

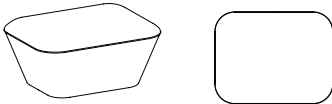
Item	Description	Dimensions	w	inches d	h	Yardage / Square Feet	Shipping Weight
Q6-200	28" Round Ottoman	Outside		28 1/4	18	2 3/4 yds. / 49 1/2 sq. ft.	41 lbs.



List Price
Grades

COM/COL	A	B	C	D	E	F	G	H	I	J	K	L
2094	2167	2240	2313	2386	2459	2532	2605	2678	2751	2824	2897	2970

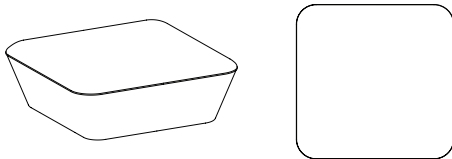
Item	Description	Dimensions	w	inches d	h	Yardage / Square Feet	Shipping Weight
Q6-210	28" x 36" Ottoman	Outside	36	28	18	3 1/4 yds. / 63 sq. ft.	55 lbs.



List Price
Grades

COM/COL	A	B	C	D	E	F	G	H	I	J	K	L
2219	2306	2393	2480	2567	2654	2741	2828	2915	3002	3089	3176	3263

Item	Description	Dimensions	w	inches d	h	Yardage / Square Feet	Shipping Weight
Q6-220	48" x 48" Ottoman	Outside	48	48	18	4 3/4 yds. / 85 1/2 sq. ft.	99 lbs.



List Price
Grades

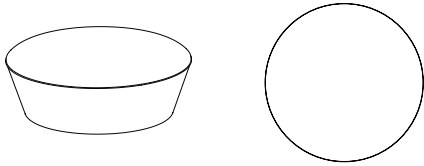
COM/COL	A	B	C	D	E	F	G	H	I	J	K	L
3032	3156	3280	3404	3528	3652	3776	3900	4024	4148	4272	4396	4520

OTTOMANS

Q6 Lounge Series

Example: item number Q6-230 = Q6-230

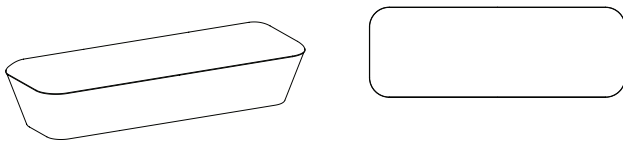
Item	Description	Dimensions	w	inches d	h	Yardage / Square Feet	Shipping Weight
Q6-230	48" Round Ottoman	Outside		48 1/4	18	4 1/2 yds. / 81 sq. ft.	85 lbs.



List Price
Grades

COM/COL	A	B	C	D	E	F	G	H	I	J	K	L
3309	3433	3557	3681	3805	3929	4053	4177	4301	4425	4549	4673	4797

Item	Description	Dimensions	w	inches d	h	Yardage / Square Feet	Shipping Weight
Q6-240	28" x 79" Ottoman	Outside	79	28	18	6 yds. / 108 sq. ft.	108 lbs.



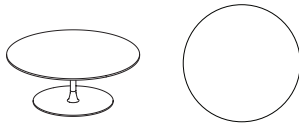
List Price
Grades

COM/COL	A	B	C	D	E	F	G	H	I	J	K	L
3768	3928	4088	4248	4408	4568	4728	4888	5048	5208	5368	5528	5688

Q6 Lounge Series

Example: item number **Q6-301** + wood suffix **-OA** = **Q6-301-OA**

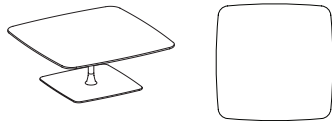
Item	Description	Dimensions	inches dia	h	Shipping Weight
Q6-301	36" Round Top	Outside	36	14	lbs.



NOTE: Column diameter is 1 1/2"

List Price Top Selection	-AA Ash (Veneer)	-OA Oak (Veneer)	-WW Walnut (Veneer)	-AY Acrylic	-FX Fenix	-LAM Laminate
	2144	2144	2250	4089	2287	2058

Item	Description	Dimensions	w	inches d	h	Shipping Weight
Q6-302	36" x 36" Soft Square Top	Outside	36	36	14	lbs.



NOTE: Column diameter is 1 1/2"

List Price Top Selection	-AA Ash (Veneer)	-OA Oak (Veneer)	-WW Walnut (Veneer)	-AY Acrylic	-FX Fenix	-LAM Laminate
	2188	2188	2293	4133	2331	2101

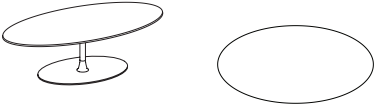
Required to Specify

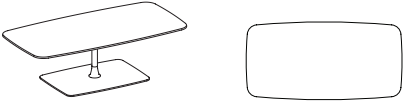
Metal Finishes : See [page 7](#) for all standard powder coats

Top Finishes :	Oak	-OAK	10 Alabaster White Oak	Walnut	-WAL	20 Clear Walnut	Acrylic	-AY	White
			11 Light Oak			21 Light Grey Walnut			
			12 Golden Oak			22 Classic Walnut	Ash	-ASH	30 Vanilla Ash
			13 Harvest Oak			23 Mocha Walnut			31 Natural Ash
			14 Slate Oak			24 Midnight Walnut			32 Sand Ash
			15 Mineral Grey Oak						33 Toasted Ash
			16 Dark Oak						
Laminate	-LAM	<i>Solid Color Top</i>		<i>Wood Grain Laminates</i>					<i>* ABS Edgeband to match top ++ Self edge to match top</i>
		LAM-Brite White *		LAM-White Ash-26 ++					
		LAM-Classic White *		LAM-Buff Elm-26 ++					
		LAM-Folkstone *		LAM-Ashwood Beige-26 ++					
		LAM-Mouse *		LAM-Silver Riftwood-26 ++					
		LAM-Storm *		LAM-Natural Ash-26 *					
		LAM-Platinum *		LAM-Finnish Oak-26 *					
		LAM-Citadel *		LAM-Formal Walnut-26 *					
		LAM-Black *		LAM-Nut Brown Cherry-26 ++					
				LAM-Graphite Elm-26 ++					
FENIX™	-FX	Beige Arizona		Grigio Londra					<i>All Fenix have matching edgebands</i>
		Bianco Kos - matches Matte White		Nero Ingo - matches Matte Black					
		Blu Fes		Verde Comodoro					
		Grigio Antrim							
		Grigio Bromo							
		Grigio Efeso							

Q6 Lounge Series

Example: item number **Q6-303** + wood suffix **-OA** = **Q6-303-OA**

Item	Description	Dimensions	inches			Shipping Weight
			w	d	h	
Q6-303	48" x 24" Oval Top	Outside	48	24	14	lbs.
		NOTE: Column diameter is 1 1/2"				
List Price	-AA	-OA	-WW	-AY	-FX	-LAM
Top Selection	Ash <i>(Veneer)</i>	Oak <i>(Veneer)</i>	Walnut <i>(Veneer)</i>	Acrylic	Fenix	Laminate
	2153	2153	2250	4117	2281	2075

Item	Description	Dimensions	inches			Shipping Weight
			w	d	h	
Q6-304	48" x 24" Soft Rectangle Top	Outside	48	24	14	lbs.
		NOTE: Column diameter is 1 1/2"				
List Price	-AA	-OA	-WW	-AY	-FX	-LAM
Top Selection	Ash <i>(Veneer)</i>	Oak <i>(Veneer)</i>	Walnut <i>(Veneer)</i>	Acrylic	Fenix	Laminate
	2166	2166	2265	4131	2294	2091



Required to Specify



Metal Finishes : See **page 7** for all standard powder coats



Top Finishes :	Oak	-OAK	10 Alabaster White Oak	Walnut	-WAL	20 Clear Walnut	Acrylic	-AY	White
			11 Light Oak			21 Light Grey Walnut			
			12 Golden Oak			22 Classic Walnut	Ash	-ASH	30 Vanilla Ash
			13 Harvest Oak			23 Mocha Walnut			31 Natural Ash
			14 Slate Oak			24 Midnight Walnut			32 Sand Ash
			15 Mineral Grey Oak						33 Toasted Ash
			16 Dark Oak						
Laminate	-LAM	<i>Solid Color Top</i>	LAM-Brite White *	<i>Wood Grain Laminates</i>	LAM-White Ash-26 ++	<i>* ABS Edgeband to match top ++ Self edge to match top</i>			
			LAM-Classic White *	LAM-Buff Elm-26 ++	LAM-Ashwood Beige-26 ++				
			LAM-Folkstone *	LAM-Silver Riftwood-26 ++	LAM-Natural Ash-26 *				
			LAM-Mouse *	LAM-Finnish Oak-26 *	LAM-Formal Walnut-26 *				
			LAM-Storm *	LAM-Nut Brown Cherry-26 ++	LAM-Graphite Elm-26 ++				
			LAM-Platinum *						
			LAM-Citadel *						
			LAM-Black *						
FENIX™	-FX	Beige Arizona	Grigio Londra	<i>All Fenix have matching edgebands</i>					
		Bianco Kos - matches Matte White	Nero Ingo - matches Matte Black						
		Blu Fes	Verde Comodoro						
		Grigio Antrim							
		Grigio Bromo							
		Grigio Efeso							

Q6 Lounge Series

Example: item number Q6-305 + wood suffix -OA = Q6-305-OA

Item	Description	Dimensions	inches dia	h	Shipping Weight	
Q6-305	28" Round Top	Outside	28	16	lbs.	
		NOTE: Column diameter is 1 1/2"				
List Price	-AA	-OA	-WW	-AY	-FX	-LAM
Top	Ash	Oak	Walnut	Acrylic	Fenix	Laminate
Selection	(Veneer)	(Veneer)	(Veneer)			
	1922	1922	1992	3049	2014	1873

Item	Description	Dimensions	inches d	h	Shipping Weight	
Q6-306	20" Round Top	Outside	20	18	lbs.	
		NOTE: Column diameter is 1 1/2"				
List Price	-AA	-OA	-WW	-AY	-FX	-LAM
Top	Ash	Oak	Walnut	Acrylic	Fenix	Laminate
Selection	(Veneer)	(Veneer)	(Veneer)			
	1506	1506	1547	2242	1553	1481

Item	Description	Dimensions	inches dia	h	Shipping Weight	
Q6-307	16" Round Top	Outside	16	20	35 lbs.	
		NOTE: Column diameter is 1 1/2"				
List Price	-AA	-OA	-WW	-AY	-FX	-LAM
Top	Ash	Oak	Walnut	Acrylic	Fenix	Laminate
Selection	(Veneer)	(Veneer)	(Veneer)			
	1128	1128	1142	1287	1166	1127

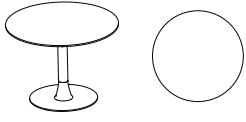
Required to Specify


Metal Finishes : See [page 7](#) for all standard powder coats

Top Finishes :	Oak	-OAK	10 Alabaster White Oak	Walnut	-WAL	20 Clear Walnut	Acrylic	-AY	White
			11 Light Oak			21 Light Grey Walnut			
			12 Golden Oak			22 Classic Walnut	Ash	-ASH	30 Vanilla Ash
			13 Harvest Oak			23 Mocha Walnut			31 Natural Ash
			14 Slate Oak			24 Midnight Walnut			32 Sand Ash
			15 Mineral Grey Oak						33 Toasted Ash
			16 Dark Oak						
Laminate	-LAM		Solid Color Top			Wood Grain Laminates			* ABS Edgeband to match top
			LAM-Brite White *			LAM-White Ash-26 ++			++ Self edge to match top
			LAM-Classic White *			LAM-Buff Elm-26 ++			
			LAM-Folkstone *			LAM-Ashwood Beige-26 ++			
			LAM-Mouse *			LAM-Silver Riftwood-26 ++			
			LAM-Storm *			LAM-Natural Ash-26 *			
			LAM-Platinum *			LAM-Finnish Oak-26 *			
			LAM-Citadel *			LAM-Formal Walnut-26 *			
			LAM-Black *			LAM-Nut Brown Cherry-26 ++			
						LAM-Graphite Elm-26 ++			
FENIX™	-FX		Beige Arizona			Grigio Londra			All Fenix have matching edgebands
			Bianco Kos - matches Matte White			Nero Ingo - matches Matte Black			
			Blu Fes			Verde Comodoro			
			Grigio Antrim						
			Grigio Bromo						
			Grigio Efeso						

Q6 Lounge Series

Example: item number **Q6-308** + wood suffix **-OA** = **Q6-308-OA**

Item	Description	Dimensions	inches dia	h	Shipping Weight	
Q6-308	36" Round Top	Outside	36	26	lbs.	
		NOTE: Column diameter is 3"				
List Price	-AA	-OA	-WW	-AY	-FX	-LAM
Top	Ash	Oak	Walnut	Acrylic	Fenix	Laminate
Selection	(Veneer)	(Veneer)	(Veneer)			
	2012	2012	2038	3840	2096	1991

Item	Description	Dimensions	inches d	h	Shipping Weight	
Q6-309	48" Round Top	Outside	48	26	lbs.	
		NOTE: Column diameter is 3"				
List Price	-AA	-OA	-WW	-AY	-FX	-LAM
Top	Ash	Oak	Walnut	Acrylic	Fenix	Laminate
Selection	(Veneer)	(Veneer)	(Veneer)			
	2519	2519	2561	4080	2615	2456

Required to Specify

Metal Finishes : See **page 7** for all standard powder coats

Top Finishes :	Oak	-OAK	10 Alabaster White Oak	Walnut	-WAL	20 Clear Walnut	Acrylic	-AY	White
			11 Light Oak			21 Light Grey Walnut			
			12 Golden Oak			22 Classic Walnut	Ash	-ASH	30 Vanilla Ash
			13 Harvest Oak			23 Mocha Walnut			31 Natural Ash
			14 Slate Oak			24 Midnight Walnut			32 Sand Ash
			15 Mineral Grey Oak						33 Toasted Ash
			16 Dark Oak						
Laminate	-LAM	<i>Solid Color Top</i>		<i>Wood Grain Laminates</i>					<i>* ABS Edgeband to match top</i>
		LAM-Brite White *		LAM-White Ash-26 ++					<i>++ Self edge to match top</i>
		LAM-Classic White *		LAM-Buff Elm-26 ++					
		LAM-Folkstone *		LAM-Ashwood Beige-26 ++					
		LAM-Mouse *		LAM-Silver Riftwood-26 ++					
		LAM-Storm *		LAM-Natural Ash-26 *					
		LAM-Platinum *		LAM-Finnish Oak-26 *					
		LAM-Citadel *		LAM-Formal Walnut-26 *					
		LAM-Black *		LAM-Nut Brown Cherry-26 ++					
				LAM-Graphite Elm-26 ++					
FENIX™	-FX	Beige Arizona		Grigio Londra					<i>All Fenix have matching edgebands</i>
		Bianco Kos- <i>matches Matte White</i>		Nero Ingo - <i>matches Matte Black</i>					
		Blu Fes		Verde Comodoro					
		Grigio Antrim							
		Grigio Bromo							
		Grigio Efeso							

Options (specify only if preferred)

Power Box Options:


Q6-10PP-B / Q6-10-PP-W - Power Surface Unit – \$ 713 - Two Power unit placed in the middle of the table. **Black (-B) and White (-W) offered**


Q6-15PD-B / Q6-15PD-W - Power Surface Unit – \$ 713 - One Power and One Open Data unit placed in the middle of the table. **Black (-B) and White (-W) offered**

Q6-25PUSBAC-B / Q6-25PUSBAC-W - Power Surface Unit – \$ 980 - One Power unit, One USB-A, and One USB-C Charger placed in the middle of the table. **Black (-B) and White (-W) offered**

Q6 Lounge Series

Example: item number **Q6-310** + wood suffix **-OA** = **Q6-310-OA**

Item	Description	Dimensions	inches dia	h	Shipping Weight	
Q6-310	36" Round Top	Outside	36	29	lbs.	
		NOTE: Column diameter is 3"				
List Price	-AA	-OA	-WW	-AY	-FX	-LAM
Top	Ash	Oak	Walnut	Acrylic	Fenix	Laminate
Selection	(Veneer)	(Veneer)	(Veneer)			
	2073	2073	2099	3900	2156	2052

Item	Description	Dimensions	inches dia	h	Shipping Weight	
Q6-320	42" Round Top	Outside	42	29	lbs.	
		NOTE: Column diameter is 3"				
List Price	-AA	-OA	-WW	-AY	-FX	-LAM
Top	Ash	Oak	Walnut	Acrylic	Fenix	Laminate
Selection	(Veneer)	(Veneer)	(Veneer)			
	2289	2289	2324	4056	2365	2253

Required to Specify

Metal Finishes : See page 7 for all standard powder coats

Top Finishes :	Oak	-OAK	10 Alabaster White Oak	Walnut	-WAL	20 Clear Walnut	Acrylic	-AY	White
			11 Light Oak			21 Light Grey Walnut			
			12 Golden Oak			22 Classic Walnut	Ash	-ASH	30 Vanilla Ash
			13 Harvest Oak			23 Mocha Walnut			31 Natural Ash
			14 Slate Oak			24 Midnight Walnut			32 Sand Ash
			15 Mineral Grey Oak						33 Toasted Ash
			16 Dark Oak						
Laminate	-LAM	Solid Color Top	LAM-Brite White *			Wood Grain Laminates			* ABS Edgeband to match top
		LAM-Classic White *				LAM-White Ash-26 ++			++ Self edge to match top
		LAM-Folkstone *				LAM-Buff Elm-26 ++			
		LAM-Mouse *				LAM-Ashwood Beige-26 ++			
		LAM-Storm *				LAM-Silver Riftwood-26 ++			
		LAM-Platinum *				LAM-Natural Ash-26 *			
		LAM-Citadel *				LAM-Finnish Oak-26 *			
		LAM-Black *				LAM-Formal Walnut-26 *			
						LAM-Nut Brown Cherry-26 ++			
						LAM-Graphite Elm-26 ++			
FENIX™	-FX	Beige Arizona				Grigio Londra			All Fenix have matching edgebands
		Bianco Kos - matches Matte White				Nero Ingo - matches Matte Black			
		Blu Fes				Verde Comodoro			
		Grigio Antrim							
		Grigio Bromo							
		Grigio Efeso							

Options (specify only if preferred)

Power Box Options:


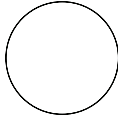
Q6-10PP-B / Q6-10-PP-W - Power Surface Unit – \$713 - Two Power unit placed in the middle of the table. **Black (-B) and White (-W) offered**


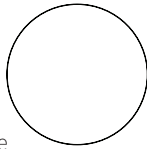
Q6-15PD-B / Q6-15PD-W - Power Surface Unit – \$713 - One Power and One Open Data unit placed in the middle of the table. **Black (-B) and White (-W) offered**

Q6-25PUSBAC-B / Q6-25PUSBAC-W - Power Surface Unit – \$980 - One Power unit, One USB-A, and One USB-C Charger placed in the middle of the table. **Black (-B) and White (-W) offered**

Q6 Lounge Series

Example: item number **Q6-330** + wood suffix **-OA** = **Q6-330-OA**

Item	Description	Dimensions	inches dia	h	Shipping Weight	
Q6-330	48" Round Top	Outside	48	29	lbs.	
		NOTE: Column diameter is 3"				
List Price Top Selection	-AA Ash (Veneer)	-OA Oak (Veneer)	-WW Walnut (Veneer)	-AY Acrylic	-FX Fenix	-LAM Laminate
	2579	2579	2621	4141	2674	2517

Item	Description	Dimensions	inches dia	h	Shipping Weight	
Q6-340	60" Round Top	Outside	60	29	lbs.	
		NOTE: Column diameter is 3"				
List Price Top Selection	-AA Ash (Veneer)	-OA Oak (Veneer)	-WW Walnut (Veneer)	-AY Acrylic	-FX Fenix	-LAM Laminate
	3316	3316	3378	N/A	3513	3195

Required to Specify

Metal Finishes : See **page 7** for all standard powder coats

Top Finishes :	Oak	-OAK	10 Alabaster White Oak	Walnut	-WAL	20 Clear Walnut	Acrylic	-AY	White
			11 Light Oak			21 Light Grey Walnut			
			12 Golden Oak			22 Classic Walnut	Ash	-ASH	30 Vanilla Ash
			13 Harvest Oak			23 Mocha Walnut			31 Natural Ash
			14 Slate Oak			24 Midnight Walnut			32 Sand Ash
			15 Mineral Grey Oak						33 Toasted Ash
			16 Dark Oak						
Laminate	-LAM	Solid Color Top		Wood Grain Laminates					* ABS Edgeband to match top
		LAM-Brite White *		LAM-White Ash-26 ++					++ Self edge to match top
		LAM-Classic White *		LAM-Buff Elm-26 ++					
		LAM-Folkstone *		LAM-Ashwood Beige-26 ++					
		LAM-Mouse *		LAM-Silver Riftwood-26 ++					
		LAM-Storm *		LAM-Natural Ash-26 *					
		LAM-Platinum *		LAM-Finnish Oak-26 *					
		LAM-Citadel *		LAM-Formal Walnut-26 *					
		LAM-Black *		LAM-Nut Brown Cherry-26 ++					
				LAM-Graphite Elm-26 ++					
FENIX™	-FX	Beige Arizona		Grigio Londra					All Fenix have matching edgebands
		Bianco Kos - matches Matte White		Nero Ingo - matches Matte Black					
		Blu Fes		Verde Comodoro					
		Grigio Antrim							
		Grigio Bromo							
		Grigio Efeso							

Options (specify only if preferred)

Power Box Options:


Q6-10PP-B / Q6-10-PP-W - Power Surface Unit – \$713 - Two Power unit placed in the middle of the table. **Black (-B) and White (-W) offered**

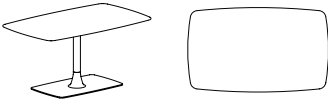
Q6-15PD-B / Q6-15PD-W - Power Surface Unit – \$713 - One Power and One Open Data unit placed in the middle of the table. **Black (-B) and White (-W) offered**

Q6-25PUSAC-B / Q6-25PUSAC-W - Power Surface Unit – \$980 - One Power unit, One USB-A, and One USB-C Charger placed in the middle of the table. **Black (-B) and White (-W) offered**

Q6 Lounge Series

Example: item number **Q6-350** + wood suffix **-OA** = **Q6-350-OA**

Item	Description	Dimensions	inches			Shipping Weight	
			w	d	h		
Q6-350	36" x 24" Soft Rectangle Top	Outside	36	24	29	lbs.	
 <p>NOTE: Column diameter is 3"</p>							
List Price Top Selection		-AA Ash (Veneer)	-OA Oak (Veneer)	-WW Walnut (Veneer)	-AY Acrylic	-FX Fenix	-LAM Laminate
		1867	1867	1886	2365	1913	1857

Item	Description	Dimensions	inches			Shipping Weight	
			w	d	h		
Q6-360	60" x 36" Soft Rectangle Top	Outside	60	36	29	lbs.	
 <p>NOTE: Column diameter is 3"</p>							
List Price Top Selection		-AA Ash (Veneer)	-OA Oak (Veneer)	-WW Walnut (Veneer)	-AY Acrylic	-FX Fenix	-LAM Laminate
		2596	2596	2636	4905	2685	2538

Required to Specify

Metal Finishes : See [page 7](#) for all standard powder coats

Top Finishes :	Oak	-OAK	10 Alabaster White Oak	Walnut	-WAL	20 Clear Walnut	Acrylic	-AY	White
			11 Light Oak			21 Light Grey Walnut			
			12 Golden Oak			22 Classic Walnut	Ash	-ASH	30 Vanilla Ash
			13 Harvest Oak			23 Mocha Walnut			31 Natural Ash
			14 Slate Oak			24 Midnight Walnut			32 Sand Ash
			15 Mineral Grey Oak						33 Toasted Ash
			16 Dark Oak						
Laminate	-LAM		Solid Color Top			Wood Grain Laminates			* ABS Edgeband to match top
			LAM-Brite White *			LAM-White Ash-26 ++			++ Self edge to match top
			LAM-Classic White *			LAM-Buff Elm-26 ++			
			LAM-Folkstone *			LAM-Ashwood Beige-26 ++			
			LAM-Mouse *			LAM-Silver Riftwood-26 ++			
			LAM-Storm *			LAM-Natural Ash-26 *			
			LAM-Platinum *			LAM-Finnish Oak-26 *			
			LAM-Citadel *			LAM-Formal Walnut-26 *			
			LAM-Black *			LAM-Nut Brown Cherry-26 ++			
						LAM-Graphite Elm-26 ++			
FENIX™	-FX		Beige Arizona			Grigio Londra			All Fenix have matching edgebands
			Bianco Kos - matches Matte White			Nero Ingo - matches Matte Black			
			Blu Fes			Verde Comodoro			
			Grigio Antrim						
			Grigio Bromo						
			Grigio Efeso						

Options (specify only if preferred)

Power Box Options:


Q6-10PP-B / Q6-10-PP-W - Power Surface Unit – \$713 - Two Power unit placed in the middle of the table. **Black (-B) and White (-W) offered**


Q6-15PD-B / Q6-15PD-W - Power Surface Unit – \$713 - One Power and One Open Data unit placed in the middle of the table. **Black (-B) and White (-W) offered**

Q6-25PUSBAC-B / Q6-25PUSBAC-W - Power Surface Unit – \$980 - One Power unit, One USB-A, and One USB-C Charger placed in the middle of the table. **Black (-B) and White (-W) offered**

Q6 Lounge Series

Example: item number **Q6-370** + wood suffix **-OA** = **Q6-370-OA**

Item	Description	Dimensions	inches			Shipping Weight	
			w	d	h		
Q6-370	60" x 36" Oval Top	Outside	60	36	29	lbs.	
		NOTE: Column diameter is 3"					
List Price Top Selection		-AA Ash (Veneer)	-OA Oak (Veneer)	-WW Walnut (Veneer)	-AY Acrylic	-FX Fenix	-LAM Laminate
		2596	2596	2636	4905	2685	2538

Item	Description	Dimensions	inches			Shipping Weight	
			w	d	h		
Q6-380	48" x 48" Soft Square Top	Outside	48	48	29	lbs.	
		NOTE: Column diameter is 3"					
List Price Top Selection		-AA Ash (Veneer)	-OA Oak (Veneer)	-WW Walnut (Veneer)	-AY Acrylic	-FX Fenix	-LAM Laminate
		2727	2727	2765	4473	2819	2663

Required to Specify

Metal Finishes : See [page 7](#) for all standard powder coats

Top Finishes :	Oak	-OAK	10 Alabaster White Oak	Walnut	-WAL	20 Clear Walnut	Acrylic	-AY	White
			11 Light Oak			21 Light Grey Walnut			
			12 Golden Oak			22 Classic Walnut	Ash	-ASH	30 Vanilla Ash
			13 Harvest Oak			23 Mocha Walnut			31 Natural Ash
			14 Slate Oak			24 Midnight Walnut			32 Sand Ash
			15 Mineral Grey Oak						33 Toasted Ash
			16 Dark Oak						
Laminate	-LAM	Solid Color Top	LAM-Brite White *	Wood Grain Laminates	LAM-White Ash-26 ++	* ABS Edgeband to match top ++ Self edge to match top			
		LAM-Classic White *	LAM-Folkstone *	LAM-Buff Elm-26 ++	LAM-Ashwood Beige-26 ++				
		LAM-Mouse *	LAM-Storm *	LAM-Silver Riftwood-26 ++	LAM-Natural Ash-26 *				
		LAM-Platinum *	LAM-Citadel *	LAM-Finnish Oak-26 *	LAM-Formal Walnut-26 *				
		LAM-Black *		LAM-Nut Brown Cherry-26 ++	LAM-Graphite Elm-26 ++				
FENIX™	-FX	Beige Arizona	Bianco Kos - matches Matte White	Grigio Londra	Nero Ingo - matches Matte Black	All Fenix have matching edgebands			
		Blu Fes	Grigio Antrim	Verde Comodoro					
		Grigio Bromo	Grigio Efeso						

Options (specify only if preferred)

Power Box Options:


Q6-10PP-B / Q6-10-PP-W - Power Surface Unit – \$713 - Two Power unit placed in the middle of the table. **Black (-B) and White (-W) offered**

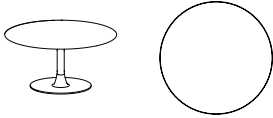
Q6-15PD-B / Q6-15PD-W - Power Surface Unit – \$713 - One Power and One Open Data unit placed in the middle of the table. **Black (-B) and White (-W) offered**

Q6-25PUSBAC-B / Q6-25PUSBAC-W - Power Surface Unit – \$980 - One Power unit, One USB-A, and One USB-C Charger placed in the middle of the table. **Black (-B) and White (-W) offered**

Q6 Lounge Series

Example: item number **Q6-315** + wood suffix **-OA** = **Q6-315-OA**

Item	Description	Dimensions	inches dia	h	Shipping Weight	
Q6-315	36" Round Top	Outside	36	23	lbs.	
		NOTE: Column diameter is 3"				
List Price	-AA	-OA	-WW	-AY	-FX	-LAM
Top	Ash	Oak	Walnut	Acrylic	Fenix	Laminate
Selection	(Veneer)	(Veneer)	(Veneer)			
	2044	2044	2073	3863	2128	2024

Item	Description	Dimensions	inches dia	h	Shipping Weight	
Q6-335	48" Round Top	Outside	48	23	lbs.	
		NOTE: Column diameter is 3"				
List Price	-AA	-OA	-WW	-AY	-FX	-LAM
Top	Ash	Oak	Walnut	Acrylic	Fenix	Laminate
Selection	(Veneer)	(Veneer)	(Veneer)			
	2552	2552	2594	3977	2647	2486

Required to Specify

Metal Finishes : See [page 7](#) for all standard powder coats

Top Finishes :	Oak	-OAK	10 Alabaster White Oak	Walnut	-WAL	20 Clear Walnut	Acrylic	-AY	White
			11 Light Oak			21 Light Grey Walnut			
			12 Golden Oak			22 Classic Walnut	Ash	-ASH	30 Vanilla Ash
			13 Harvest Oak			23 Mocha Walnut			31 Natural Ash
			14 Slate Oak			24 Midnight Walnut			32 Sand Ash
			15 Mineral Grey Oak						33 Toasted Ash
			16 Dark Oak						
Laminate	-LAM	Solid Color Top		Wood Grain Laminates					* ABS Edgeband to match top
		LAM-Brite White *		LAM-White Ash-26 ++					++ Self edge to match top
		LAM-Classic White *		LAM-Buff Elm-26 ++					
		LAM-Folkstone *		LAM-Ashwood Beige-26 ++					
		LAM-Mouse *		LAM-Silver Riftwood-26 ++					
		LAM-Storm *		LAM-Natural Ash-26 *					
		LAM-Platinum *		LAM-Finnish Oak-26 *					
		LAM-Citadel *		LAM-Formal Walnut-26 *					
		LAM-Black *		LAM-Nut Brown Cherry-26 ++					
				LAM-Graphite Elm-26 ++					
FENIX™	-FX	Beige Arizona		Grigio Londra					All Fenix have matching edgebands
		Bianco Kos - matches Matte White		Nero Ingo - matches Matte Black					
		Blu Fes		Verde Comodoro					
		Grigio Antrim							
		Grigio Bromo							
		Grigio Efeso							

Options (specify only if preferred)

Power Box Options:

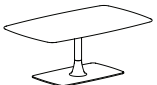

Q6-10PP-B / Q6-10-PP-W - Power Surface Unit – \$713 - Two Power unit placed in the middle of the table. **Black (-B) and White (-W) offered**



Q6-15PD-B / Q6-15PD-W - Power Surface Unit – \$713 - One Power and One Open Data unit placed in the middle of the table. **Black (-B) and White (-W) offered**

Q6-25PUSAC-B / Q6-25PUSAC-W - Power Surface Unit – \$980 - One Power unit, One USB-A, and One USB-C Charger placed in the middle of the table. **Black (-B) and White (-W) offered**

Q6 Lounge Series

Example: item number **Q6-365** + wood suffix **-OA** = **Q6-365-OA**

Item	Description	Dimensions	w	d	h	Shipping Weight		
Q6-365	60" x 36" Soft Rectangle Top	Outside	60	36	23	lbs.		
		NOTE: Column diameter is 3"						
List Price	-AA	-OA	-WW	-AY	-FX	-LAM		
Top	Ash	Oak	Walnut	Acrylic	Fenix	Laminate		
Selection	(Veneer)	(Veneer)	(Veneer)					
	2567	2567	2607	4860	2660	2511		

Item	Description	Dimensions	w	d	h	Shipping Weight		
Q6-375	60" x 36" Oval Top	Outside	60	36	23	lbs.		
		NOTE: Column diameter is 3"						
List Price	-AA	-OA	-WW	-AY	-FX	-LAM		
Top	Ash	Oak	Walnut	Acrylic	Fenix	Laminate		
Selection	(Veneer)	(Veneer)	(Veneer)					
	2567	2567	2607	4860	2660	2511		

Required to Specify

Metal Finishes : See [page 7](#) for all standard powder coats

Top Finishes :	Oak	-OAK	10 Alabaster White Oak	Walnut	-WAL	20 Clear Walnut	Acrylic	-AY	White
			11 Light Oak			21 Light Grey Walnut			
			12 Golden Oak			22 Classic Walnut	Ash	-ASH	30 Vanilla Ash
			13 Harvest Oak			23 Mocha Walnut			31 Natural Ash
			14 Slate Oak			24 Midnight Walnut			32 Sand Ash
			15 Mineral Grey Oak						33 Toasted Ash
			16 Dark Oak						
Laminate	-LAM	Solid Color Top		Wood Grain Laminates					* ABS Edgeband to match top
		LAM-Brite White *		LAM-White Ash-26 ++					++ Self edge to match top
		LAM-Classic White *		LAM-Buff Elm-26 ++					
		LAM-Folkstone *		LAM-Ashwood Beige-26 ++					
		LAM-Mouse *		LAM-Silver Riftwood-26 ++					
		LAM-Storm *		LAM-Natural Ash-26 *					
		LAM-Platinum *		LAM-Finnish Oak-26 *					
		LAM-Citadel *		LAM-Formal Walnut-26 *					
		LAM-Black *		LAM-Nut Brown Cherry-26 ++					
				LAM-Graphite Elm-26 ++					
FENIX™	-FX	Beige Arizona		Grigio Londra					All Fenix have matching edgebands
		Bianco Kos - matches Matte White		Nero Ingo - matches Matte Black					
		Blu Fes		Verde Comodoro					
		Grigio Antrim							
		Grigio Bromo							
		Grigio Efeso							

Options (specify only if preferred)

Power Box Options:

Q6-10PP-B / Q6-10-PP-W - Power Surface Unit – \$713 - Two Power unit placed in the middle of the table. **Black (-B) and White (-W) offered**

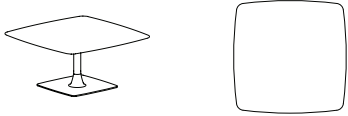
Q6-15PD-B / Q6-15PD-W - Power Surface Unit – \$ 713 - One Power and One Open Data unit placed in the middle of the table. **Black (-B) and White (-W) offered**

Q6-25PUSBAC-B / Q6-25PUSBAC-W - Power Surface Unit – \$980 - One Power unit, One USB-A, and One USB-C Charger placed in the middle of the table. **Black (-B) and White**

(-W) offered

Example: item number **Q6-385** + wood suffix **-OA** = **Q6-385-OA**

Item	Description	Dimensions	inches			Shipping Weight
			w	d	h	
Q6-385	48" x 48" Soft Square Top	Outside	48	48	23	lbs.



NOTE: Column diameter is 3"

List Price Top Selection	-AA Ash (Veneer)	-OA Oak (Veneer)	-WW Walnut (Veneer)	-AY Acrylic	-FX Fenix	-LAM Laminate
	2699	2699	2737	4123	2793	2633

Required to Specify

Metal Finishes : See [page 7](#) for all standard powder coats

Top Finishes :	Oak	-OAK	10 Alabaster White Oak	Walnut	-WAL	20 Clear Walnut	Acrylic	-AY	White
			11 Light Oak			21 Light Grey Walnut			
			12 Golden Oak			22 Classic Walnut	Ash	-ASH	30 Vanilla Ash
			13 Harvest Oak			23 Mocha Walnut			31 Natural Ash
			14 Slate Oak			24 Midnight Walnut			32 Sand Ash
			15 Mineral Grey Oak						33 Toasted Ash
			16 Dark Oak						
Laminate	-LAM	<i>Solid Color Top</i>	LAM-Brite White *			<i>Wood Grain Laminates</i>			<i>* ABS Edgeband to match top</i>
			LAM-Classic White *			LAM-White Ash-26 ++			<i>++ Self edge to match top</i>
			LAM-Folkstone *			LAM-Buff Elm-26 ++			
			LAM-Mouse *			LAM-Ashwood Beige-26 ++			
			LAM-Storm *			LAM-Silver Riftwood-26 ++			
			LAM-Platinum *			LAM-Natural Ash-26 *			
			LAM-Citadel *			LAM-Finnish Oak-26 *			
			LAM-Black *			LAM-Formal Walnut-26 *			
						LAM-Nut Brown Cherry-26 ++			
						LAM-Graphite Elm-26 ++			
FENIX™	-FX	Beige Arizona				Grigio Londra			<i>All Fenix have matching edgebands</i>
		Bianco Kos - matches Matte White				Nero Ingo - matches Matte Black			
		Blu Fes				Verde Comodoro			
		Grigio Antrim							
		Grigio Bromo							
		Grigio Efeso							

Options (specify only if preferred)

Power Box Options:



Q6-10PP-B / Q6-10-PP-W - Power Surface Unit – \$ 713 - Two Power unit placed in the middle of the table. **Black (-B) and White (-W) offered**



Q6-15PD-B / Q6-15PD-W - Power Surface Unit – \$ 713 - One Power and One Open Data unit placed in the middle of the table. **Black (-B) and White (-W) offered**

Q6-25PUSBAC-B / Q6-25PUSBAC-W - Power Surface Unit – \$ 980 - One Power unit, One USB-A, and One USB-C Charger placed in the middle of the table. **Black (-B) and White (-W) offered**

Q6 Lounge Series

Example: item number **Q6-400** + wood suffix **-OA** = **Q6-400-OA**

Item	Description	Dimensions	inches dia	h	Shipping Weight	
Q6-400	21" Round Top	Outside	21	26	35 lbs.	
 		NOTE: Column diameter is 1 1/2"				
List Price	-AA	-OA	-WW	-AY	-FX	-LAM
Top	Ash	Oak	Walnut	Acrylic	Fenix	Laminate
Selection	(Veneer)	(Veneer)	(Veneer)			
	1550	1550	1561	1715	1580	1556

Item	Description	Dimensions	inches dia	h	Shipping Weight	
Q6-401	14.25" Round Top	Outside	14 1/4	24	35 lbs.	
 		NOTE: Column diameter is 1 3/16"				
List Price	-AA	-OA	-WW	-AY	-FX	-LAM
Top	Ash	Oak	Walnut	Acrylic	Fenix	Laminate
Selection	(Veneer)	(Veneer)	(Veneer)			
	1141	1141	1155	1301	1180	1140

Required to Specify

Metal Finishes : See [page 7](#) for all standard powder coats

Top Finishes :	Oak	-OAK	10 Alabaster White Oak	Walnut	-WAL	20 Clear Walnut	Acrylic	-AY	White
			11 Light Oak			21 Light Grey Walnut			
			12 Golden Oak			22 Classic Walnut	Ash	-ASH	30 Vanilla Ash
			13 Harvest Oak			23 Mocha Walnut			31 Natural Ash
			14 Slate Oak			24 Midnight Walnut			32 Sand Ash
			15 Mineral Grey Oak						33 Toasted Ash
			16 Dark Oak						
Laminate	-LAM	<i>Solid Color Top</i>		<i>Wood Grain Laminates</i>					<i>* ABS Edgeband to match top</i>
		LAM-Brite White *		LAM-White Ash-26 ++					<i>++ Self edge to match top</i>
		LAM-Classic White *		LAM-Buff Elm-26 ++					
		LAM-Folkstone *		LAM-Ashwood Beige-26 ++					
		LAM-Mouse *		LAM-Silver Riftwood-26 ++					
		LAM-Storm *		LAM-Natural Ash-26 *					
		LAM-Platinum *		LAM-Finnish Oak-26 *					
		LAM-Citadel *		LAM-Formal Walnut-26 *					
		LAM-Black *		LAM-Nut Brown Cherry-26 ++					
				LAM-Graphite Elm-26 ++					
FENIX™	-FX	Beige Arizona		Grigio Londra					
		Bianco Kos - matches Matte White		Nero Ingo - matches Matte Black					
		Blu Fes		Verde Comodoro					
		Grigio Antrim							
		Grigio Bromo							
		Grigio Efeso							

Q6 Lounge Series

Example: item number **Q6-405** + wood suffix **-OA** = **Q6-405-OA**

Item	Description	Dimensions	inches			Shipping Weight
			w	d	h	
Q6-405	21" x 15" Top	Outside	21	15	26	lbs.



NOTE: Column diameter is 1 1/2"

List Price Top Selection	-AA Ash (Veneer)	-OA Oak (Veneer)	-WW Walnut (Veneer)	-AY Acrylic	-FX Fenix	-LAM Laminate
	1498	1498	1504	1599	1526	1504

Required to Specify


Metal Finishes : See [page 7](#) for all standard powder coats


Top Finishes :	Oak	-OAK	10 Alabaster White Oak	Walnut	-WAL	20 Clear Walnut	Acrylic	-AY	White
			11 Light Oak			21 Light Grey Walnut			
			12 Golden Oak			22 Classic Walnut	Ash	-ASH	30 Vanilla Ash
			13 Harvest Oak			23 Mocha Walnut			31 Natural Ash
			14 Slate Oak			24 Midnight Walnut			32 Sand Ash
			15 Mineral Grey Oak						33 Toasted Ash
			16 Dark Oak						
Laminate	-LAM		Solid Color Top			Wood Grain Laminates			* ABS Edgeband to match top
			LAM-Brite White *			LAM-White Ash-26 ++			++ Self edge to match top
			LAM-Classic White *			LAM-Buff Elm-26 ++			
			LAM-Folkstone *			LAM-Ashwood Beige-26 ++			
			LAM-Mouse *			LAM-Silver Riftwood-26 ++			
			LAM-Storm *			LAM-Natural Ash-26 *			
			LAM-Platinum *			LAM-Finnish Oak-26 *			
			LAM-Citadel *			LAM-Formal Walnut-26 *			
			LAM-Black *			LAM-Nut Brown Cherry-26 ++			
						LAM-Graphite Elm-26 ++			
FENIX™	-FX		Beige Arizona			Grigio Londra			
			Bianco Kos - matches Matte White			Nero Ingo - matches Matte Black			
			Blu Fes			Verde Comodoro			
			Grigio Antrim						
			Grigio Bromo						
			Grigio Efeso						

COUNTER HEIGHT TABLES

Q6 Lounge Series

Example: item number **Q6-500** + wood suffix **-OA** = **Q6-500-OA**

Item	Description	Dimensions	inches			Shipping Weight	
			w	d	h		
Q6-500	36" x 24" Oval Top COUNTER Height	Outside	36	24	36	lbs.	
NOTE: Column diameter is 3"							
	List Price Top Selection	-AA Ash (Veneer)	-OA Oak (Veneer)	-WW Walnut (Veneer)	-AY Acrylic	-FX Fenix	-LAM Laminate
		2011	2011	2086	4010	2108	1953

Item	Description	Dimensions	inches			Shipping Weight	
			w	d	h		
Q6-501	36" x 24" Soft Rectangle Top COUNTER Height	Outside	36	24	36	lbs.	
NOTE: Column diameter is 3"							
	List Price Top Selection	-AA Ash (Veneer)	-OA Oak (Veneer)	-WW Walnut (Veneer)	-AY Acrylic	-FX Fenix	-LAM Laminate
		1935	1935	2011	3934	2033	1877

Required to Specify

Metal Finishes : See [page 7](#) for all standard powder coats

Top Finishes :	Oak	-OAK	10 Alabaster White Oak	Walnut	-WAL	20 Clear Walnut	Acrylic	-AY	White
			11 Light Oak			21 Light Grey Walnut			
			12 Golden Oak			22 Classic Walnut	Ash	-ASH	30 Vanilla Ash
			13 Harvest Oak			23 Mocha Walnut			31 Natural Ash
			14 Slate Oak			24 Midnight Walnut			32 Sand Ash
			15 Mineral Grey Oak						33 Toasted Ash
			16 Dark Oak						
	Laminate	-LAM	Solid Color Top			Wood Grain Laminates			* ABS Edgeband to match top
			LAM-Brite White *			LAM-White Ash-26 ++			++ Self edge to match top
			LAM-Classic White *			LAM-Buff Elm-26 ++			
			LAM-Folkstone *			LAM-Ashwood Beige-26 ++			
			LAM-Mouse *			LAM-Silver Riftwood-26 ++			
			LAM-Storm *			LAM-Natural Ash-26 *			
			LAM-Platinum *			LAM-Finnish Oak-26 *			
			LAM-Citadel *			LAM-Formal Walnut-26 *			
			LAM-Black *			LAM-Nut Brown Cherry-26 ++			
						LAM-Graphite Elm-26 ++			
	FENIX™	-FX	Beige Arizona			Grigio Londra			All Fenix have matching edgebands
			Bianco Kos - matches Matte White			Nero Ingo - matches Matte Black			
			Blu Fes			Verde Comodoro			
			Grigio Antrim						
			Grigio Bromo						
			Grigio Efeso						

Options (specify only if preferred)

Power Box Options:

Q6-10PP-B / Q6-10-PP-W - Power Surface Unit – \$713 - Two Power unit placed in the middle of the table. **Black (-B) and White (-W) offered**



Q6-15PD-B / Q6-15PD-W - Power Surface Unit – \$713 - One Power and One Open Data unit placed in the middle of the table. **Black (-B) and White (-W) offered**


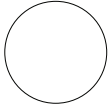
Q6-25PUSBAC-B / Q6-25PUSBAC-W - Power Surface Unit – \$980 - One Power unit, One USB-A, and One USB-C Charger placed in the middle of the table. **Black (-B) and White (-W) offered**

COUNTER HEIGHT TABLES

Q6 Lounge Series

Example: item number **Q6-502** + wood suffix **-OA** = **Q6-502-OA**

Item	Description	Dimensions	inches dia	h	Shipping Weight	
Q6-502	36" Round Top COUNTER Height	Outside	36	36	lbs.	
NOTE: Column diameter is 3"						
						
List Price Top Selection	-AA Ash (Veneer)	-OA Oak (Veneer)	-WW Walnut (Veneer)	-AY Acrylic	-FX Fenix	-LAM Laminate
	2170	2170	2277	4116	2314	2086

Item	Description	Dimensions	inches dia	h	Shipping Weight	
Q6-503	42" Round Top COUNTER Height	Outside	42	36	lbs.	
NOTE: Column diameter is 3"						
						
List Price Top Selection	-AA Ash (Veneer)	-OA Oak (Veneer)	-WW Walnut (Veneer)	-AY Acrylic	-FX Fenix	-LAM Laminate
	2466	2466	2605	4338	2658	2349

Required to Specify

Metal Finishes : See [page 7](#) for all standard powder coats

Top Finishes :	Oak	-OAK	10 Alabaster White Oak	Walnut	-WAL	20 Clear Walnut	Acrylic	-AY	White
			11 Light Oak			21 Light Grey Walnut			
			12 Golden Oak			22 Classic Walnut	Ash	-ASH	30 Vanilla Ash
			13 Harvest Oak			23 Mocha Walnut			31 Natural Ash
			14 Slate Oak			24 Midnight Walnut			32 Sand Ash
			15 Mineral Grey Oak						33 Toasted Ash
			16 Dark Oak						
Laminate	-LAM	Solid Color Top	LAM-Brite White *	Wood Grain Laminates	LAM-White Ash-26 ++	* ABS Edgeband to match top			
		LAM-Classic White *	LAM-Folkstone *	LAM-Buff Elm-26 ++	LAM-Ashwood Beige-26 ++	++ Self edge to match top			
		LAM-Mouse *	LAM-Storm *	LAM-Silver Riftwood-26 ++	LAM-Natural Ash-26 *				
		LAM-Platinum *	LAM-Citadel *	LAM-Finnish Oak-26 *	LAM-Formal Walnut-26 *				
		LAM-Black *	LAM-Black *	LAM-Nut Brown Cherry-26 ++	LAM-Graphite Elm-26 ++				
FENIX™	-FX	Beige Arizona	Bianco Kos - matches Matte White	Blu Fes	Grigio Londra	All Fenix have matching edgebands			
		Grigio Antrim	Grigio Bromo	Grigio Efeso	Nero Ingo - matches Matte Black				
					Verde Comodoro				

Options (specify only if preferred)

Power Box Options:

Q6-10PP-B / Q6-10-PP-W - Power Surface Unit - \$713 - Two Power unit placed in the middle of the table. **Black (-B) and White (-W) offered**


Q6-15PD-B / Q6-15PD-W - Power Surface Unit - \$713 - One Power and One Open Data unit placed in the middle of the table. **Black (-B) and White (-W) offered**

Q6-25PUSAC-B / Q6-25PUSAC-W - Power Surface Unit - \$980 - One Power unit, One USB-A, and One USB-C Charger placed in the middle of the table. **Black (-B) and White**

(-W) offered

Example: item number **Q6-504** + wood suffix **-OA** = **Q6-504-OA**

Item	Description	Dimensions	inches dia	h	Shipping Weight
Q6-504	48" Round Top COUNTER Height	Outside	48	36	lbs.



NOTE: Column diameter is 3"

List Price Top Selection	-AA Ash (Veneer)	-OA Oak (Veneer)	-WW Walnut (Veneer)	-AY Acrylic	-FX Fenix	-LAM Laminate
	2688	2688	2863	4475	2935	2533

Required to Specify

Metal Finishes : See [page 7](#) for all standard powder coats

Top Finishes :	Oak	-OAK	10 Alabaster White Oak	Walnut	-WAL	20 Clear Walnut	Acrylic	-AY	White
			11 Light Oak			21 Light Grey Walnut			
			12 Golden Oak			22 Classic Walnut	Ash	-ASH	30 Vanilla Ash
			13 Harvest Oak			23 Mocha Walnut			31 Natural Ash
			14 Slate Oak			24 Midnight Walnut			32 Sand Ash
			15 Mineral Grey Oak						33 Toasted Ash
			16 Dark Oak						
Laminate	-LAM	Solid Color Top	LAM-Brite White *			Wood Grain Laminates			* ABS Edgeband to match top
			LAM-Classic White *			LAM-White Ash-26 ++			++ Self edge to match top
			LAM-Folkstone *			LAM-Buff Elm-26 ++			
			LAM-Mouse *			LAM-Ashwood Beige-26 ++			
			LAM-Storm *			LAM-Silver Riftwood-26 ++			
			LAM-Platinum *			LAM-Natural Ash-26 *			
			LAM-Citadel *			LAM-Finnish Oak-26 *			
			LAM-Black *			LAM-Formal Walnut-26 *			
						LAM-Nut Brown Cherry-26 ++			
						LAM-Graphite Elm-26 ++			
FENIX™	-FX	Beige Arizona				Grigio Londra			All Fenix have matching edgebands
		Bianco Kos - matches Matte White				Nero Ingo - matches Matte Black			
		Blu Fes				Verde Comodoro			
		Grigio Antrim							
		Grigio Bromo							
		Grigio Efeso							

Options (specify only if preferred)



Power Box Options:



Q6-10PP-B / Q6-10-PP-W - Power Surface Unit – \$713 - Two Power unit placed in the middle of the table. **Black (-B) and White (-W) offered**

Q6-15PD-B / Q6-15PD-W - Power Surface Unit – \$ 713 - One Power and One Open Data unit placed in the middle of the table. **Black (-B) and White (-W) offered**

Q6-25PUSBAC-B / Q6-25PUSBAC-W - Power Surface Unit – \$980 - One Power unit, One USB-A, and One USB-C Charger placed in the middle of the table. **Black (-B) and White (-W) offered**

Example: item number **Q6-600** + wood suffix **-OA** = **Q6-600-OA**

Item	Description	Dimensions	w	d	h	Shipping Weight	
Q6-600	36" x 24" Oval Top BAR Height	Outside	36	24	42	lbs.	
		NOTE: Column diameter is 3"					
List Price	-AA	-OA	-WW	-AY	-FX	-LAM	
Top	Ash	Oak	Walnut	Acrylic	Fenix	Laminate	
Selection	(Veneer)	(Veneer)	(Veneer)				
	2016	2016	2093	4015	2114	1960	

Item	Description	Dimensions	w	d	h	Shipping Weight	
Q6-601	36" x 24" Soft Rectangle Top BAR Height	Outside	36	24	42	lbs.	
		NOTE: Column diameter is 3"					
List Price	-AA	-OA	-WW	-AY	-FX	-LAM	
Top	Ash	Oak	Walnut	Acrylic	Fenix	Laminate	
Selection	(Veneer)	(Veneer)	(Veneer)				
	1941	1941	2018	3941	2038	1884	

Required to Specify

Metal Finishes : See [page 7](#) for all standard powder coats

Top Finishes :	Oak	-OAK	10 Alabaster White Oak	Walnut	-WAL	20 Clear Walnut	Acrylic	-AY	White
			11 Light Oak			21 Light Grey Walnut			
			12 Golden Oak			22 Classic Walnut	Ash	-ASH	30 Vanilla Ash
			13 Harvest Oak			23 Mocha Walnut			31 Natural Ash
			14 Slate Oak			24 Midnight Walnut			32 Sand Ash
			15 Mineral Grey Oak						33 Toasted Ash
			16 Dark Oak						
Laminate	-LAM	Solid Color Top		Wood Grain Laminates					* ABS Edgeband to match top
		LAM-Brite White *		LAM-White Ash-26 ++					++ Self edge to match top
		LAM-Classic White *		LAM-Buff Elm-26 ++					
		LAM-Folkstone *		LAM-Ashwood Beige-26 ++					
		LAM-Mouse *		LAM-Silver Riftwood-26 ++					
		LAM-Storm *		LAM-Natural Ash-26 *					
		LAM-Platinum *		LAM-Finnish Oak-26 *					
		LAM-Citadel *		LAM-Formal Walnut-26 *					
		LAM-Black *		LAM-Nut Brown Cherry-26 ++					
				LAM-Graphite Elm-26 ++					
FENIX™	-FX	Beige Arizona		Grigio Londra					All Fenix have matching edgebands
		Bianco Kos - matches Matte White		Nero Ingo - matches Matte Black					
		Blu Fes		Verde Comodoro					
		Grigio Antrim							
		Grigio Bromo							
		Grigio Efeso							

Options (specify only if preferred)

Power Box Options:



Q6-10PP-B / Q6-10-PP-W - Power Surface Unit – \$713 - Two Power unit placed in the middle of the table. **Black (-B) and White (-W) offered**


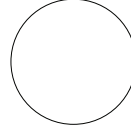
Q6-15PD-B / Q6-15PD-W - Power Surface Unit – \$713 - One Power and One Open Data unit placed in the middle of the table. **Black (-B) and White (-W) offered**

Q6-25PUSBAC-B / Q6-25PUSBAC-W - Power Surface Unit – \$980 - One Power unit, One USB-A, and One USB-C Charger placed in the middle of the table. **Black (-B) and White (-W) offered**

Q6 Lounge Series

Example: item number **Q6-602** + wood suffix **-OA** = **Q6-602-OA**

Item	Description	Dimensions	inches dia	h	Shipping Weight		
Q6-602	36" Round Top BAR Height	Outside	36	42	lbs.		
		NOTE: Column diameter is 3"					
List Price Top Selection	-AA Ash <i>(Veneer)</i>	-OA Oak <i>(Veneer)</i>	-WW Walnut <i>(Veneer)</i>	-AY Acrylic	-FX Fenix	-LAM Laminate	
	2178	2178	2285	4123	2319	2092	

Item	Description	Dimensions	inches dia	h	Shipping Weight		
Q6-603	42" Round Top BAR Height	Outside	42	42	lbs.		
		NOTE: Column diameter is 3"					
List Price Top Selection	-AA Ash <i>(Veneer)</i>	-OA Oak <i>(Veneer)</i>	-WW Walnut <i>(Veneer)</i>	-AY Acrylic	-FX Fenix	-LAM Laminate	
	2473	2473	2611	4345	2665	2356	

Required to Specify

Metal Finishes : See [page 7](#) for all standard powder coats

Top Finishes :	Oak	-OAK	10 Alabaster White Oak	Walnut	-WAL	20 Clear Walnut	Acrylic	-AY	White
			11 Light Oak			21 Light Grey Walnut	Ash	-ASH	30 Vanilla Ash
			12 Golden Oak			22 Classic Walnut			31 Natural Ash
			13 Harvest Oak			23 Mocha Walnut			32 Sand Ash
			14 Slate Oak			24 Midnight Walnut			33 Toasted Ash
			15 Mineral Grey Oak						
			16 Dark Oak						
Laminate	-LAM		Solid Color Top			Wood Grain Laminates			* ABS Edgeband to match top
			LAM-Brite White *			LAM-White Ash-26 ++			++ Self edge to match top
			LAM-Classic White *			LAM-Buff Elm-26 ++			
			LAM-Folkstone *			LAM-Ashwood Beige-26 ++			
			LAM-Mouse *			LAM-Silver Riftwood-26 ++			
			LAM-Storm *			LAM-Natural Ash-26 *			
			LAM-Platinum *			LAM-Finnish Oak-26 *			
			LAM-Citadel *			LAM-Formal Walnut-26 *			
			LAM-Black *			LAM-Nut Brown Cherry-26 ++			
						LAM-Graphite Elm-26 ++			
FENIX™	-FX		Beige Arizona			Grigio Londra			All Fenix have matching edgebands
			Bianco Kos - matches Matte White			Nero Ingo - matches Matte Black			
			Blu Fes			Verde Comodoro			
			Grigio Antrim						
			Grigio Bromo						
			Grigio Efeso						

Options (specify only if preferred)

Power Box Options:


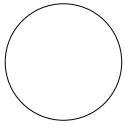
Q6-10PP-B / Q6-10-PP-W - Power Surface Unit – \$ 713 - Two Power unit placed in the middle of the table. **Black (-B) and White (-W) offered**

Q6-15PD-B / Q6-15PD-W - Power Surface Unit – \$ 713 - One Power and One Open Data unit placed in the middle of the table. **Black (-B) and White (-W) offered**

Q6-25PUSBAC-B / Q6-25PUSBAC-W - Power Surface Unit – \$980 - One Power unit, One USB-A, and One USB-C Charger placed in the middle of the table. **Black (-B) and White (-W) offered**

Example: item number **Q6-604** + wood suffix **-OA** = **Q6-604-OA**

Item	Description	Dimensions	inches dia	h	Shipping Weight
Q6-604	48" Round Top BAR Height	Outside	48	42	lbs.

NOTE: Column diameter is 3"

List Price Top Selection	-AA Ash (Veneer)	-OA Oak (Veneer)	-WW Walnut (Veneer)	-AY Acrylic	-FX Fenix	-LAM Laminate
	2693	2693	2870	4482	2940	2539

Required to Specify

Metal Finishes : See [page 7](#) for all standard powder coats

Top Finishes :	Oak	-OAK	10 Alabaster White Oak	Walnut	-WAL	20 Clear Walnut	Acrylic	-AY	White
			11 Light Oak			21 Light Grey Walnut			
			12 Golden Oak			22 Classic Walnut	Ash	-ASH	30 Vanilla Ash
			13 Harvest Oak			23 Mocha Walnut			31 Natural Ash
			14 Slate Oak			24 Midnight Walnut			32 Sand Ash
			15 Mineral Grey Oak						33 Toasted Ash
			16 Dark Oak						
	Laminate	-LAM	Solid Color Top			Wood Grain Laminates			* ABS Edgeband to match top
			LAM-Brite White *			LAM-White Ash-26 ++			++ Self edge to match top
			LAM-Classic White *			LAM-Buff Elm-26 ++			
			LAM-Folkstone *			LAM-Ashwood Beige-26 ++			
			LAM-Mouse *			LAM-Silver Riftwood-26 ++			
			LAM-Storm *			LAM-Natural Ash-26 *			
			LAM-Platinum *			LAM-Finnish Oak-26 *			
			LAM-Citadel *			LAM-Formal Walnut-26 *			
			LAM-Black *			LAM-Nut Brown Cherry-26 ++			
						LAM-Graphite Elm-26 ++			
	FENIX™	-FX	Beige Arizona			Grigio Londra			All Fenix have matching edgebands
			Bianco Kos - matches Matte White			Nero Ingo - matches Matte Black			
			Blu Fes			Verde Comodoro			
			Grigio Antrim						
			Grigio Bromo						
			Grigio Efeso						

Options (specify only if preferred)

Power Box Options:

Q6-10PP-B / Q6-10-PP-W - Power Surface Unit – \$713 - Two Power unit placed in the middle of the table. **Black (-B) and White (-W) offered**

Q6-15PD-B / Q6-15PD-W - Power Surface Unit – \$713 - One Power and One Open Data unit placed in the middle of the table. **Black (-B) and White (-W) offered**

Q6-25PUSAC-B / Q6-25PUSAC-W - Power Surface Unit – \$980 - One Power unit, One USB-A, and One USB-C Charger placed in the middle of the table. **Black (-B) and White (-W) offered**