

Interlude

Interlude is a unique and broad solution based family of seating ideal for all areas throughout today's healthcare facilities. Interludes multiple styles and material choices make it adaptable to specific areas of a facility, maximizing evidence based design principles.

Multiple arm styles provide varying levels of support to users. A variety of design materials including metal and wood finishes optimize the specifiers choices.



Interlude

Features

- Upholstered seat and back
- Upholstered arm panel
- European beech frame
- European beech arm caps
- Luster grey powder coat
- Clean-thru design
- Wall-saver design
- Detailed seams
- Non-marring adjustable glides

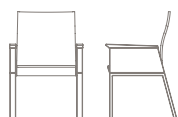
Options

- Black poly arm caps
- Removable seat cover
- Solid surface arm caps
- Various powder coat colors

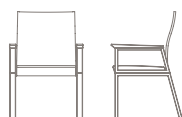
Full product information

View or download the online price list for complete specification information and statement of line.


Statement of line



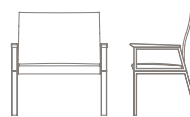
Guest chair, closed arm
1922
w25" d24.5" h36.75"




Guest chair, open arm
1922OA
w25" d24.5" h36.75"



Bariatric chair, closed arm
1922-OB
w34.5" d24.5" h36.75"



Bariatric chair, open arm
1922OA-OB
w34.5" d24.5" h36.75"



Patient chair, closed arm
1926
w25" d24.5" h44"



Patient chair, open arm
1926OA
w25" d24.5" h44"



David Dahl

Los Angeles-based designer David Dahl has been making pieces for residential clients for almost 25 years. Raised in Kent, Ohio, David brings together Midwestern ideals with a coastal influence in each of his designs. Attention to detail and passion for craft have distinguished David's designs in the industry. In

1992, David opened Dahl Furniture, contracting work for many contract manufacturers. David is known for his versatility, quality, and belief that good design is a sign of respect for those who will purchase, own, and use the product.