

JUNO CASEGOODS

krug

HEALTHCARE SOLUTIONS




From more than three years of extensive R&D, including consultation with several leading healthcare specifiers, comes Juno: a solution for patient rooms and other care-giving settings, methodically designed to set a new standard of excellence. We focused on learning the key challenges facing healthcare facilities, and the needs not being met by conventional casegoods products - and used this knowledge to create a more advanced design. We incorporated a number of critical features to support infection control, and enabling ease of cleaning. We focused on driving down the cost of long-term ownership, by strengthening the product, making it more durable, and damaged and degraded components to be replaced at minimal cost - which can significantly extend the useful life of the products. This also has the benefit of reducing the product's environmental footprint - as does its high recycled content (enough to contribute to both LEED credits), and the option of materials to meet indoor air emissions certifications. Backed by a lifetime warranty, Juno has the pride of workmanship that comes from more than 130 years of designing and making furnishings of the highest quality.




## BEDSIDE TABLES &amp; DRESSERS






# WARDROBES & AV UNITS




## BASE OPTIONS



Casters



Caster & leg combination



Standard leg



Base Rail






Spill-guard edge



Drawer slide &amp; metal drawer



Seamless drawer liner



Ventilation



Litter bag holder



Towel bar



## A BETTER WAY TO BUILD HEALTHCARE FURNITURE




Cabinets are constructed with mechanical cams, providing metal-to-metal joinery that lengthens the life of the product, especially when subject to moving and reconfiguring. This method of construction also allows damaged or degraded components of a cabinet to be removed and replaced - a unique and tremendously valuable feature when considering the long-term cost of ownership.


Juno is made with 3/4" thick panels, including back panels - heavier and stronger than the typical construction, these casegoods will stand up better and longer to the rigors of intensive use, intensive cleaning, and ongoing reconfiguring. Unlike many other products, bottom panels extend under the sides and back panels of cabinets with legs, and on any units with casters - this is a more costly construction method that enhances overall strength and the ability to withstand handling and ongoing use.

An important design criterion was to reduce the potential for moisture, bacteria and germs penetrating the surfaces and edges of the product - and so seamless thermo-formed vinyl tops are offered, and every exposed edge (including vents and panel bottoms) is banded. This is the way all healthcare products should be made, considering its importance in supporting infection control, and enabling the product to better withstand the heavy-duty cleaning solutions used in care-giving environments. The 2.5 mm thick edge banding on all external Juno edges is also designed to provide a softer edge that is less likely to cut or bruise a patient, visitor or caregiver.

## TOP EDGE PROFILES



Edge A



Edge B



Edge C



Edge S



## JUNO: A MORE ADVANCED DESIGN

### Cabinet Tops

Tops are ¾" thick and can be low-pressure laminate with polymer edge, high pressure laminate with polymer edge, high pressure laminate with wood edge, or seamless thermoformed vinyl. Tops feature a 2.5 mm edge with a soft radius, to help protect patients, visitors and caregivers from cuts or bruises.

### Drawers

Designed for strength and cleanability, drawers feature white metal sides that are easy to clean, and support infection control, with the durability for long-term use. Bumpers are installed on all drawers, to soften the sound of closing.

### Choices and Customization

Juno offers perhaps the broadest standard selection of any product in its category, with a tremendous array of sizes, options, materials, and configurations. And we go much further than this, offering the ability to customize virtually every item in the product line, or even to create completely new and unique models and options as part of a specification. Footwalls and headwalls are offered on a custom-designed basis, with modular construction for ease of installation, reconfiguring, and faster depreciation value than built-in millwork.

### Lifetime Warranty

We stand behind these products with a Limited Lifetime Warranty, and the pride of workmanship that comes from more than 130 years of designing and making furnishings of the highest quality.



### Designed for Cleanability

Healthcare facilities are cleaned very frequently, and with heavy duty solutions - so we've designed Juno to function better in these conditions, with metal-sided drawers, edges banded to prevent moisture absorption, modular casegood construction, mobile units, and the option for legs - providing a more than 4" space under the cabinets for ease of cleaning the floor, and behind the cabinets.

### Air Circulation Vents

One 1" diameter vent is included for each door and/or drawer for air circulation. Vents have plastic covers installed on the inside and outside of the product to eliminate exposed particle board and prevent moisture and bacteria from entering the core.

### Overbed Tables

Top shapes include an ergonomically-shaped design for ease of use. The U-base option is less than 2" high - this height and shape of the base allow it to fit under all hospital beds, including those with a "fifth wheel" in the center. This base is also designed to straddle the front legs of a chair, enabling it to fit snugly to a patient when in use with a chair.



Overbed table

### LEED Credits and FSC Certification

Juno is designed to contribute points to LEED specifications, specifically for credits 4.1 and 4.2, exceeding the required level of recycled content, and ranging from 88-91% pre-consumer. Juno packaging is also recyclable. For larger projects, FSC-certified wood can be specified, to contribute an additional LEED credit.

### Indoor Air Emissions Certification

Juno can be specified, and is tested and certified, to meet the recognized national indoor air emissions standards, through the option of non-urea-added particleboard core material.

## PULL STYLES



Circa



Indus



Flex

## DOOR / DRAWER FRONT STYLES




NOTE: The Lia vinyl front has a slightly rounder edge than the Delphine laminate front shown.

Delphine


WOODGRAIN




Hardrock Maple




Candlelight



Samba Cherry



Shiraz Cherry



Mocha Cherry

SOLID COLOR



Antique White

## BREADTH OF LINE



FSC  
www.fsc.org  
FSC® C021699  
The mark of responsible forestry



All products are air emissions certified and are available as FSC® certified

# krug

solutions@krug.ca | www.krug.ca | 1.888.578.KRUG