

CRESSIDA



krug

HEALTHCARE SOLUTIONS







## CRESSIDA

Combining the healing warmth of wood with the durability and infection-control attributes of metal, Cressida elevates healthcare and other intensive use environments with its slim, graceful proportions. It has an uplifting lightness of scale, beautifully disguising the fact that this is a seating system with exceptional strength properties: Cressida is engineered and built to provide an exceptionally long life cycle.



## CRESSIDA MULTIPLE SEATING

A new seat frame system has been carefully designed and lab-tested to be our strongest yet. This is combined with Cressida's premium dual-density foam (in both the seat and back), which is simultaneously comfortable and durable. Together they provide a construction that is made to handle many years of heavy use. Even so, intensive use furniture does receive wear and tear - so we've designed Cressida to provide an infinite life cycle: all components are replaceable if they become damaged or degraded. Another remarkable attribute: Cressida can be taken apart and re-assembled, so it can be thoroughly cleaned and dis-infected.



2 seat - 24" Open Arm Pre-Configured Unit, Guest Back



3 seat - 24" Open Arm Pre-Configured Unit, Guest Back



3 seat - 24" Closed Arm Pre-Configured Unit, Guest Back





## CRESSIDA TABLES

Cressida's table offering is easily the most extensive of any product in its class: no less than 5 distinct table styles, providing a range of design, functionality and cost in one series that is unprecedented. Cressida Box-Style tables are available in both square- and round-corner designs for both inline and freestanding models - as are Cressida Light-Style tables. Cressida Thick inline tables complete the offering. All are available in wood veneer, plastic laminate, and solid surface.





## CRESSIDA GUEST

Cressida's one-piece arm/front leg is an ideal construction for healing environments: the soft curve avoids the sharp corners that can wound the elderly and infirm; the arm is shaped perfectly for grasping and support during ingress and egress; the one-piece construction means there is no joint that can break or shift. The wood surface is durably coated in Krug's anti-microbial finish.



24" Open Arm, Guest Back



30" Closed Arm, Guest Back



44" Open Arm, Guest Back









## CRESSIDA PATIENT

Cressida patient chairs have been designed with both the patient and caregiver in mind: seat foam, depth and angle provide long-term sitting comfort but allow easy ingress and egress; backs are angled to provide restful yet ergonomically-supportive comfort; a light scale to the chairs minimizes the space they occupy and enhances the appeal of the patient room.



21" Open Arm, Patient Back



24" Closed Arm, Patient Back



30" Open Arm, Patient Back

## CRESSIDA BARIATRIC

All Cressida seating is built and tested to exceed bariatric weight rating standards, with the product performing flawlessly even at a 750 lb test. Guest and multiple seating is available in four sizes (21", 24", 30" and 44") and patient seating in three sizes (21", 24" and 30"), providing bariatric seating sizes that are visually identical to the other models, allowing it to be seamlessly integrated.











## CRESSIDA FEATURES



### REPLACEABLE COMPONENTS

Cressida is engineered for long life, with the unique ability to field replace all of the components individually, if they become damaged or degraded. This includes seats, backs, arms, side frames, upholstery covers, and the Cressida under-seat Splashguard.




### METAL TO METAL CONNECTIONS

Steel seat frames are joined to other components, and to each other in the multiple seating products, with hardened steel bolts and inserts, ensuring exceptional durability and strength, and easy reconfigurability, as well as on-site replacement of damaged or degraded components.



### STEEL SEAT FRAME

The structural seat frame is made from welded steel with a powder-coated finish that allows Cressida to well exceed ANSI/BIFMA standards.



### SPLASHGUARD

The optional Splashguard is a formed plastic cover that mounts on the underside of chair seats, acting as a barrier to the penetration of moisture and other substances, while allowing air transfer and ventilation within the seat cushion. Its smooth surface is easy to clean, and its protection greatly enhances overall cleanliness and infection-control efforts.



### REMOVABLE SEAT & BACK COVERS

This option enables upholstery covers to be removed for cleaning and repair, or replacement. Complete seats and backs can also be replaced.



### CLEAN OUT

All Cressida seating models have a built-in clean out feature: a space at the back of the seat that allows dirt, liquid and debris to fall to the floor for easy clean up and maintenance - designed so that it does not detract from the comfort or appearance of the product.



### WALL SAVER

The angle of the back and the rear legs are designed to keep the back away from the wall, to prevent wear and damage to both the chairs and to the walls of the facility.



### ANTI-MICROBIAL FINISHES

Metal finishes are available with a Microban anti-microbial coating, which inhibits the growth of germs, microbes and bacteria. Wood and urethane arms, and wood side rails, come standard with anti-microbial materials.



### METAL BACK LEGS

The metal back legs is built from structural rectangular steel tubing for exceptional strength and appealing design. Silver Metallic is offered as Krug's standard finish with seven additional powder coat finishes available.



### POLYMER ARM CAP

The optional arm cap provides enhanced durability and protection for the arms. It is available in grey as well as black. This is field replaceable if this becomes damaged or degraded.



### STEEL LEG

The Box-Style table features powder-coated structural steel legs that are field-replaceable if damaged. The nylon glide is gently rounded and non-marring.




### ADJUSTABLE HEADREST

The Patient chair adjustable headrest uses dual density foam providing excellent support and comfort. It is securely fastened using an innovative clip allowing the headrest to be easily removed for cleaning and/or replacement.


## CRESSIDA METAL COLOR OPTIONS



Silver Metallic



White



Parchment



Sand



Taupe



Warm Grey



Cool Grey



Black

Silver Metallic finish is at standard pricing, upcharge applicable for other finishes.



FSC  
www.fsc.org  
FSC® C021608  
The mark of responsible forestry



All products are air emissions certified and are available as FSC® certified

# krug

solutions@krug.ca | www.krug.ca | 1.888.578.KRUG