

ZOLA PRIVACY

Nightingale
Awards



krug

HEALTHCARE SOLUTIONS






SHELF AT WORKSURFACE HEIGHT



POWERDOC IN TABLE

A major expansion of our already extensive and award-winning Zola collection, Zola Privacy takes public seating and collaborative workspaces to a new level of function and sophistication. It's a modern solution for modern people spaces: wherever people are working, collaborating, learning, receiving care, eating and drinking - Zola Privacy creates space that artfully accommodates groups, teams and multiple users with exceptional comfort and style.





Now with three back heights (34", 38" and 50") in both curved and rectilinear forms, Zola offers almost unlimited configuration for a multitude of applications: reception spaces, waiting areas, meeting space, library settings, and more. Zola Privacy can be specified with seats on one side of the back or on both sides, to optimize available space and create varying degrees of privacy within public space. And it's an ideal solution for work teams and study groups, with an array of complementary tables, back-mounted shelves, privacy screens and Zola Seatables that can be combined to complete the setting.





Zola Privacy provides a unique level of comfort for higher-back modular seating: a supportive contour that's been specifically designed to make extended sitting a pleasurable and healthy experience. An unobtrusive clean-out gap between backs and seats helps keep spaces clean and germ-free. And Zola PowerDocs allow users to comfortably power up, recharge and stay connected. The Zola Shared Leg is an option that provides a single leg support (at front and back) for two adjacent seat units.

FEATURES



SHELVES & POWERDOC

Back-mounted shelves can be specified in either 30", 36" or 42" and are available in veneer, laminate and Palette finishes (Solid surface is available, contact Customer Service for pricing). The surface-mounted Shelf PowerDoc provides dual power/USB outlets for multiple devices.



PRIVACY SCREEN

Optional Zola Privacy Screens are made of durable frosted acrylic, can be mounted to both mid as well as full height backs and are field replaceable.




CONTOURED BACK WITH LUMBAR SUPPORT

In contrast to many modular seating products, Zola Privacy provides superior seating comfort and back support, with pronounced lumbar contouring that is designed to ease back strain - a particular benefit when not every user has an armrest.




TWIN BACK

Zola Privacy is available in unique Twin Back models for both straight and curves styles. The one piece back-to-back design provides a clean, minimal solution for space division and maximizing seating.



URETHANE ARM CAP

The optional urethane arm cap provides enhanced durability and protection for the arms. Urethane arm caps are available in two color options; Grey and Taupe. The urethane arm cap is field replaceable if damaged or degraded with the assistance of a skilled upholsterer.




CLEAN OUT

Zola Privacy has a built-in clean out feature: a space at the back of the seat that allows liquids, dirt and debris to fall to the floor for easy clean up and maintenance. The clean out feature was designed so that it does not detract from the comfort or appearance of the product.



SEAT POWERDOC

The flush-mounted PowerDoc provides dual power/USB outlets for multiple devices. It can be located on either side of the seat, or on the seat front.



RECONFIGURABILITY

Zola is designed to enable change: components are inter-changeable, reconfigurable, and replaceable. Metal-to-metal bracketry allows fast and repeated reconfiguring. Its unique leveler provides exceptional leveling capability over large spans, and on uneven floors.



BACK CONNECTION

The Zola Privacy back linking connectors are made of sturdy steel construction. It is a two part bracket fastened with metal-to-metal connections. Brackets are not visible when units are linked. Linked backs can only be reconfigured in the same start/center/end positions.



TABLET

Optional Tablets are available in veneer, glass, laminate and Palette finishes. The Zola tablet can be fastened by the Universal Tablet Mount (mounted left or right), to the single Zola leg, it is not able to mount on the Zola Multiple leg. The Zola Tablet has a turning radius of 360 degrees. Solid surface is available, contact Customer Service for pricing.



INTENSIVE USE ENVIRONMENTS

Made to withstand the rigors of heavy use, including bariatric applications, with features such as: removable and replaceable upholstery covers, so covers can be cleaned, repaired or replaced as required; modular construction allows damaged components to be easily replaced, and allows for complete cleaning and disinfecting of each unit.



TABLES

Tables are available in veneer, high pressure laminate, Palette finishes - and an optional solid surface top. An optional flush-mounted Table PowerDoc provides dual power/USB outlets for multiple devices and is located on the front face of the table as standard.



All products are air emissions certified and are available as FSC® certified

krug

solutions@krug.ca | www.krug.ca | 1.888.578.KRUG