

FEATURES



BEYOND FAST

All models in the @NCE program are in stock and ready to ship in 24 hours.

NO SACRIFICES

You don't have to sacrifice options for speed. Choose from transitional, contemporary, and modern task and conference seating options for your project.

A COMMITMENT TO QUALITY

No matter what @NCE chair you choose, you have the peace of mind that it was built with the same commitment to quality and reliability that you've come to expect from 9to5 Seating.

BACKED BY 9TO5 SEATING'S WARRANTY

We've got you covered. Your @NCE purchase is covered by a five-year warranty on everything: structural components, mechanical components, mesh, fabric and foam. All @NCE models are warranted to 300 lbs.



@NCE



3211 Jack Northrop Ave.
Hawthorne, CA 90250

PHONE

888.925.SEAT

FAX

866.925.SEAT

EMAIL

sales@9to5seating.com

9to5seating.com

Follow us @9to5seating



FIVE YEAR WARRANTY

on all structural and mechanical components. Mesh, fabric and foam are warranted against wear through and deterioration for five years.

RAPID SHIP!

@NCE ships in 24 hours.



SIT IN STYLE.
WORK IN COMFORT.
GET THE VALUE.



Part of the Flokk Group





STATEMENT OF LINE

All dimensions are in inches

OVERALL WIDTH
OVERALL DEPTH
OVERALL HEIGHT
SEAT WIDTH
SEAT DEPTH
SEAT HEIGHT
BACK WIDTH
BACK HEIGHT
WEIGHT



@176

26.5
26.0
39.0 - 46.5
22.0
18.5
17.5 - 21.5
20.0
20.5 - 23.5
49.0 LB



@146

24.5 - 26.0
24.5
39.0 - 46.0
20.0
16.0 - 18.5
17.5 - 22.5
18.5
23.0 - 25.5
40.5 LB



@205

25.5
24.5
36.0 - 41.0
19.5
17.5
16.0 - 20.5
19.0
22.5
33.5 LB



@216

26.5
26.5
38.5 - 45.5
21.0
20.0
17.5 - 22.0
20.5
21.0 - 24.0
44.0 LB



@217

26.5
26.5
39.0 - 46.0
19.5
18.0
17.5 - 22.0
20.5
22.5 - 25.5
46.0 LB



@305

27.5
24.5
42.0 - 47.0
21.5
16.5
17.0 - 21.5
20.0
27.0
50.0 LB



@306

27.5
24.5
42.0 - 47.0
21.5
16.5
17.0 - 21.5
20.0
27.0
50.0 LB

CONTROLS



M1
MULTIFUNCTION



Y1
SIMPLE SYNCHRO



Y1
SIMPLE SYNCHRO



Y1
SIMPLE SYNCHRO



Y3
FULL SYNCHRO



Y2
HEAVY DUTY SYNCHRO TILT



Y2
HEAVY DUTY SYNCHRO TILT

ARMS




A5
4-WAY ADJUSTABLE



A9B
HEIGHT/WIDTH ADJUSTABLE



A205
2-WAY ADJUSTABLE



A36
8-WAY ADJUSTABLE



A36
8-WAY ADJUSTABLE



A305
FIXED ARM



A306
FIXED ARM

TEXTILES


BACK



T01
BLACK



M22
GRAY MESH



M00
BLACK MESH



M31
GRAPHITE MESH



M31
GRAPHITE MESH



BLACK
VINYL



WHITE
VINYL

SEAT



T01
BLACK



T01
AIR GRID MESH



T01
AIR GRID MESH



T01
AIR GRID MESH



M31
GRAPHITE MESH



BLACK
VINYL



WHITE
VINYL

BASES



BA1B
27" NYLON BASE - BLACK



BA9B
26" HIGH-PROFILE NYLON BASE - BLACK



BA11B
27" MID-PROFILE NYLON BASE - BLACK



BA11B
27" MID-PROFILE NYLON BASE - BLACK



BA10P
26" HIGH-PROFILE ALUMINUM BASE - POLISHED



BA11B
27" MID-PROFILE NYLON BASE - BLACK



BA12P
27" MID-PROFILE ALUMINUM BASE - POLISHED

CASTERS



C1




C6




C6



C6



C6



C6



C7

*Assembly required for all @NCE chairs. Tools are not required for @146.