

Voyage...a course of travel of passage. Journey into the casual ambience of the Voyage Series and enjoy a stylish, comfortable seating experience in a lighter scale. Featuring two arm options,

this collection offers fully upholstered arms or exposed wood arms; both ergonomically designed for ease of mobility. Also included, ganging tables round out the collection.





Footrest lever, pull-out foot tray

Drop down arm

Single adjustable head rest

Padded push bar



Voyage three-position recliner, open arm



Voyage patient seating



Voyage bariatric seating

Voyage

Features

- Upholstered seat and back
- Clean-thru design
- Wall-saver design
- European beech exterior frame
- Field replaceable components
- Non-marring adjustable glides


Options

- Black poly caps

Full product information

View or download the online price list for complete specification information and statement of line.


Statement of line




Guest chair
1520
w24" d26.5" h34"



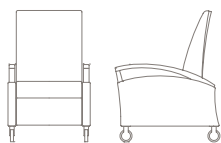
Bariatric chair
1520-OB - bariatric
1520-K - bariatric
w33" d26.5" h34"



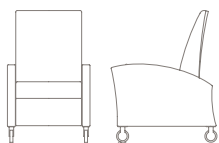
Patient chair
1525
w24" d26.5" h43.5"



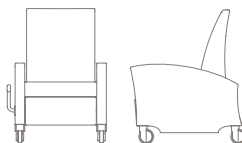
Patient chair, motion back
1525-MOTION
w24" d26.5" h43.5"



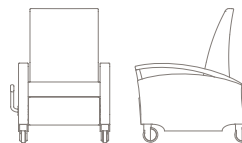
Three position recliner,
open arm
1577WA
w27.5" d33" h44"




Three position recliner,
closed arm
1577
w27.5" d33" h44"




Recliner, closed arm
1507TR
w34" d37.5" h45.25"




Recliner, open arm
1507WA
w34" d37.5" h42.25"




Bariatric recliner, closed arm
1507-OB
w39" d37.5" h45.25"



Bariatric recliner, open arm
1507WA-OB
w39" d37.5" h45.25"



Trendelenburg recliner,
open arm
1517WA
w42" d37.5" h45.25"



Trendelenburg recliner,
closed arm
1517TR
w42" d37.5" h45.25"