

The Orchestra Collection offers an ensemble of seating solutions perfect for the needs of all facilities. Solutions for public seating areas that provide built-in clean out spaces, standard wall saver legs and polyurethane arm caps.

Solutions for patient areas designed to support caregivers, patients and their visitors. Orchestra provides seating solutions with the whole facility in mind.







Single adjustable head rest

Drop down arm

Back recline lever with optional heated seat and back

Pull out foot tray



Orchestra mini recliner with exam stool



Orchestra bariatric seating



Orchestra patient seating



# Orchestra

## Features

### Guest/patient/bariatric

- Clean-thru design
- Upholstered seat and back
- European beech open arm frame with wood arm caps
- European beech exterior frame
- Wall-saver design
- Non-marring adjustable glides
- Field replaceable components

### Recliners

- Durable steel recliner mechanism
- Back can be indefinitely positioned to any sleep position angle
- Upholstered arms, seat and back
- Tight cushion
- Warm grey (silver ion antimicrobial) powder coated steel foot release lever
- 5" fixed casters in front, 5" swivel rear casters with brake

## Options

### Guest/patient/bariatric

- Black poly arm caps
- Removable seat and back covers
- Various finish options

### Recliners

- Black poly arm caps
- Wood arm caps
- Ergo arm rests
- 3DL drop table
- Hook option
- Heated seat and back
- Push bar
- Back bump guard
- Central locking casters
- Pull-out foot tray
- Removable covers
- Head pillow
- Single adjustable head rest
- Double adjustable head rest

## Full product information

View or download the online price list for complete specification information and statement of line.

## Statement of line



Guest chair

**1408**


w25" d27.5" h34"



Bariatric chair

**1408-OB / 1408-K**

w34" d27.5" h34"



Patient chair

**1455**

w24" d29" h44"



Motion patient chair

**1455-MOTION**

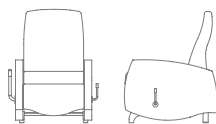
w24" d29" h44"



Mini recliner

**1487-R**

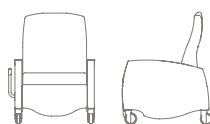
w27" d32" h42.5"



Glider recliner

**1408-GR**

w35.75" d36" h45"



Recliner

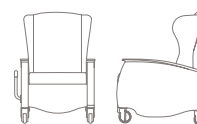
**1408-R** - Recliner

**1408-SR** - Lite recliner

**1408-OB** - Bariatric recliner

**1417** - Trendelenburg recliner

w34" d36" h47"



Wingback recliner

**1408-W** - Wingback recliner

**1408-W-OB** - Wingback bariatric recliner

**1417-W** - Wingback trendelenburg recliner

w34" d36" h47"