

SIS

Systems In Stock



OSP
furniture

 **OFFICE STAR**[®]
PRODUCTS
Furniture for Your World[®]



SISTYP201-S1W

Flexible solutions, elegant offices and long term value

SIS is a unique panel system with sleek, rectilinear design in modern colors. It is a full-feature system with new flush base built to stringent industry standards. Because it is IN STOCK for immediate availability, we selected neutral Metallic Silver & Gloss White finishes, complementing Drift, a versatile grey/beige fabric. Ensuring long-lasting value, components are constructed with steel and extruded aluminum, allowing re-use and recycling as needs change. Powdercoat finishes enhance durability. **SIS** includes a limited lifetime warranty.



A337272SVS
72x72 L-Shape

Sit-Stand Solutions

Add an active, healthy amenity to offices with **Ascend II** height-adjustable C-leg style bases available in White & Silver to coordinate with SIS workstations. Dual-motor, 3-stage electric bases with 25" H adjustment range include 3-position programmable memory handset, anti-collision with sensitivity adjustment and programmable hi/lo settings.

SILVER

Adapts to various work environments



SISTYP301-S1W

67" H Panels with Locking Overheads & LED Lighting + 53" H Panels



SISTYP302-S1W

*53" H Panels for seated privacy
53" H Glass Panels also available*



SISTYP303-S1W

39" H Panels for collaborative work areas

Panel Widths: 24", 30", 36" & 48" Optional electrical
24"D Worksurface Widths: 30", 36", 48", 60" & 72"

WHITE



SISTYP603-W1W

39"H Panels for collaborative work areas



SISTYP602-W1W

*53"H Panels for seated privacy
53"H Glass Panels also available*



SISTYP601-W1W

67"H Panels with Locking Overheads & LED Lighting



SISTYP203-W1U

Built to standards familiar to professional installers, **SIS** ensures fast, efficient installation. Panels ship assembled, including the 53”H Glass panels, which feature tempered glass and contoured, extruded aluminum frames for elegant appearance.



SISTYP204-W1U



Helping fast movers move fast

To speed project completion, we simplified system selection. We offer free space planning and specifications services with 24-hour turnaround. Product ships from multiple locations, reducing travel time to your installation. Plus, all items are IN STOCK for immediate shipment.

Metal Files

Complete your office with full-featured, commercial-grade 36"W metal lateral files in matching White & Silver finish. Choose 2, 3, 4 & 5-drawer files with included counterweight and safety interlock system for safe, efficient use. Full-height drawer boxes and full-extension, steel ball-bearing drawer slides provide lifelong performance. Single-key locking with replaceable lock cores for customized solutions.



Full-featured, commercial grade

SIS features a UL & CSA-approved 4-circuit/8-wire electrical system factory-built for this system. Includes 3 utility + 1 dedicated circuits and accommodates up to 40 receptacles per infeed. Large-capacity 4-3/4" x 2" raceway will accommodate today's technology. Available LED lighting reduces energy costs while helping preserve our environment.

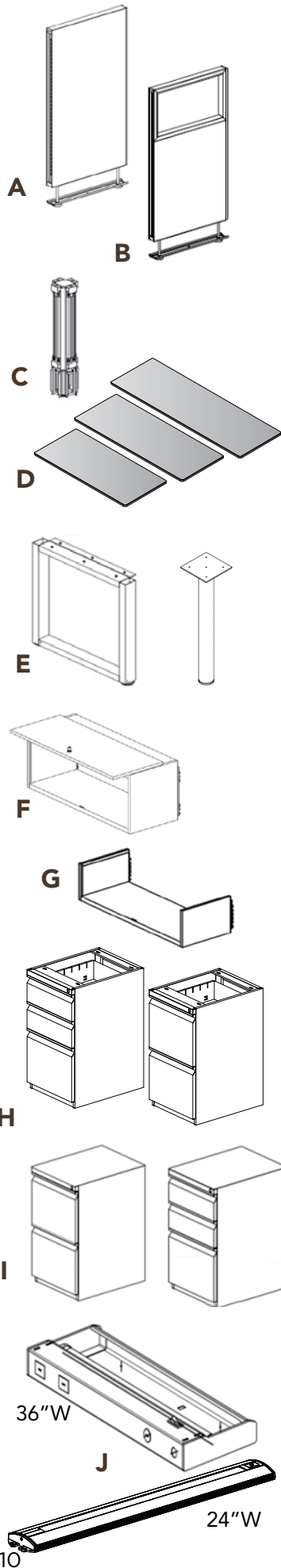


Development included extensive structural joint, worksurface loading and drawer/pedestal operation testing to ANSI/BIFMA standards. The entire system is UL listed. Additionally, fabric and electrical are UL Recognized components.



Panels feature strong, stress-skin core construction, resulting in lightweight durability for panels of all heights and widths. Overhead shelves and flipper door cabinets are constructed with 100% metal materials and are fully supported by panels when loaded.





A. Panels - Fabric

67H x 24W	53H x 24W	39H x 24W
67H x 30W	53H x 30W	39H x 30W
67H x 36W	53H x 36W	39H x 36W
67H x 42W	53H x 42W	39H x 42W
67H x 48W	53H x 48W	39H x 48W

**Raceway covers, end caps and draw rods specified separately

B. Panels - Fabric + Glass

53H x 24W	53H x 42W
53H x 30W	53H x 48W
53H x 36W	

**Non-powered and powered panels available

C. Connectors - 67, 53 & 39 Heights

2-way
3-way
4-way

D. Worksurfaces

72W x 24D
66W x 24D
60W x 24D
48W x 24D
42W x 24D
36W x 24D
30W x 24D

Transaction Counters

72W x 14D
60W x 14D

Transaction Counter Brackets

End Bracket
Middle Bracket
Panel/Connector Bracket
Panel/Panel Bracket

E. Worksurface Support Legs

24\"/>

A full selection of panel-hung, worksurface supporting Hardware is available

F. Metal Overhead Storage with Locking Flipper Door

24\", 30\", 36\", 42\" & 48\" widths

G. Metal Hanging Shelf

24\", 30\", 36\", 42\" & 48\" widths

H. Worksurface Supporting Pedestals (Open Top)

20\"/>

I. Mobile Pedestals (Closed Top)

20\"/>
22\"/>

J. Task Lighting

24\"/>

24\"/>

K. Panel - Top Frosted Glass

Privacy Screens with Mounting Brackets
24\", 30\", 36\", 42\" & 48\" widths

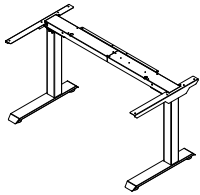
Electrical SIS features an 8-wire, 4-circuit electrical system with base and ceiling feeds, power pole for full power/data capability. Electrical is UL Listed and CSA Certified.

Ascend II Sit-Stand Solutions

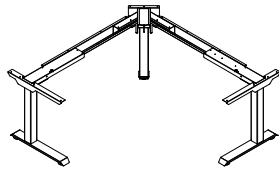
Pairs with SIS workstations – no custom worksurfaces required. All-steel frames and dual electric motor bases meet UL962 and ANSI/BIFMA. 5-year warranty.

Width-adjustability:
 2-Leg: 46.5" - 70"
 3-Leg: 58.5" - 74.5"
 Sound level under 45DB without load
 36mm/s 0-100 lbs. load, 32mm/s 100+ load
 Hi/lo settings & adjustable
 anti-collision standard

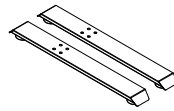
Base (without top)	Height Range	Load Capacity	High/Low Position
A2EB322	25.5"	250 lb.	50" / 24.5"
A2EB333	25.5"	325 lb.	50" / 24.5"
A2EB222	17.3"	220 lb.	44.5" / 27.2"



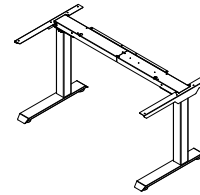
A2EB322-xx
 3-Stage/2-Leg
 CU:3.0 WT:77



A2EB333-xx
 3-Stage/3-Leg
 CU:3.3 WT:110



A2FEET30-x
 Feet for 30"D Tops
 (set of 2)
 CU:0.25 WT:11.0



A2EB222-x
 2-Stage/2-Leg
 CU:3.0 WT:77

BASE COLORS



White (WH)



Silver (SV)



Gas-assist **Monitor Arms** with 3-point adjustment further individualize workplace ergonomics. Arms support 17"-30" monitors.



Easy-reach
 dual USB 3.0 ports



Cable
 Management

Model#

A2MAS1730
 A2MAD1730

Description

Single Monitor Arm with Dual USB 3.0 Ports
 Double Monitor Arm with Dual USB 3.0 Ports



Black (BK)




Silver (SV)



White (WH)


Worksurfaces



WHT
 White



URB
 Urban Walnut




ESP
 Espresso

Fabric



O1
 Drift

Finishes



SV
 Silver



WH
 White

SIS

Systems In Stock



Corporate Office & Warehouse

P.O. Box 3520, Ontario, CA 91761
p: 909.930.2000 | 800.950.7262 (outside US)
f: 909.930.5346 | www.officestar.net

East Coast Distribution Center

1 Oxford Drive, Moonachie, NJ 07074
p: 201.393.0900 | 800.872.3375
f: 201.393.0955 | www.officestar.net



OFFICE STAR®
PRODUCTS

Furniture for Your World®

Copyright © May 2019 Office Star Products - All Rights Reserved